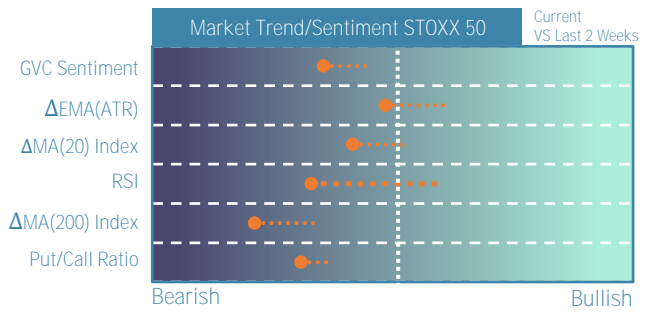


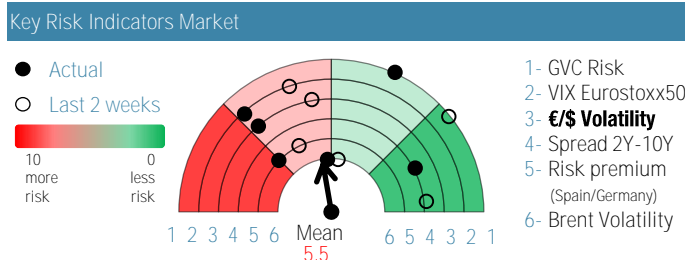
**EUROPE**



Market Index	Last	Daily Var. 22:00 PM	Future 10:50 AM	Yearly Var.
DJ Eurostoxx 50	3.724,99	-0,96%	1,55%	-13,34%
DAX 40	13.970,82	-0,49%	1,42%	-12,05%
CAC 40	6.395,68	-1,24%	1,77%	-10,59%
FTSE 100	7.493,45	-0,90%	1,10%	1,47%
IBEX 35	8.500,50	-1,04%	1,17%	-2,45%

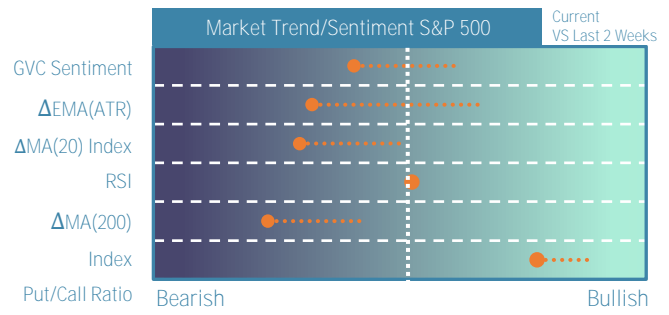
  

Fixed Income	Last	Daily Var.	Bip Var.	Yearly Var.
Bond Spain 10Y	2,10	4,49%	9,00	252,27%
Bond Germany 10Y	1,00	4,94%	4,70	658,10%
Bond U.K. 10Y	1,96	0,31%	0,60	101,95%
High yield (C.S.)	5,82	0,22%	1,30	65,58%



Commodities	Last	Daily Var.	Yearly Var.
Brent Oil	110,29	5,07%	41,80%
Gold	1.890,00	0,72%	3,71%
CRB Index	334,58	2,44%	35,45%
Copper (USD/LBS)	4,37	1,91%	-2,21%

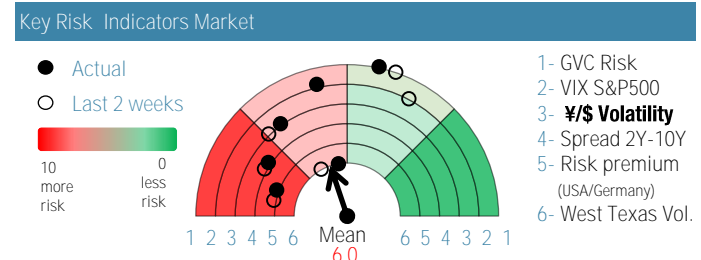
**EEU & ASIA**



Market Index	Last	Daily Var. 22:00 PM	Future 10:50 AM	Yearly Var.
DJ Industrial	34.061,06	2,81%	-0,49%	-6,27%
S&P 500	4.300,17	2,99%	-0,70%	-9,78%
Nasdaq 100	13.535,71	3,41%	-0,93%	-17,06%
Nikkei 225	3.724,99	-0,96%	0,26%	-87,06%
Shanghai 30	3.047,06	0,00%	-0,21%	-16,28%

Fixed Income	Last	Daily Var.	Bip Var.	Yearly Var.
Bond EE.UU. 10Y	2,92	-1,45%	-4,30	94,59%
Bond Japan 10 Y	0,24	4,44%	1,00	235,71%
Bond China 10 Y	2,83	-0,39%	-1,10	1,69%
High yield (C.S.)	8,47	0,46%	3,86	92,74%



Currency	Last	Daily Var.	Yearly Var.
€/€	1,06	0,54%	-6,83%
¥/\$	129,73	-0,14%	12,66%
£/€	0,84	0,29%	0,62%
B/\$	39.950	5,87%	-12,80%

Region/ Event	Relevance	Period	Previous	Forecast	Actual	Impact
Caixin Services PMI	★★★★	Apr 2022	42,0	-	36,2	High
Industrial Orders (M.M)	★★★★	Mar 2022	-2,2%	-	-4,7%	High
Industrial Output (M.M)	★★★	Mar 2022	-0,9%	-	-0,5%	Low
Reserve Assets Total	★★★★	Apr 2022	200,33B	-	-	-
Initial Jobless	★★★★	25 Apr, w/e	-	-	-	-