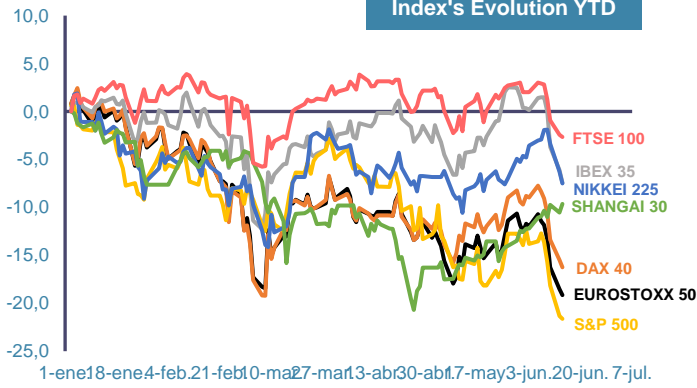
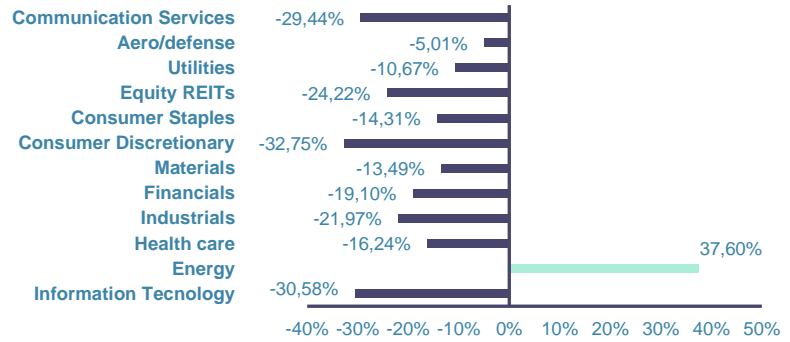


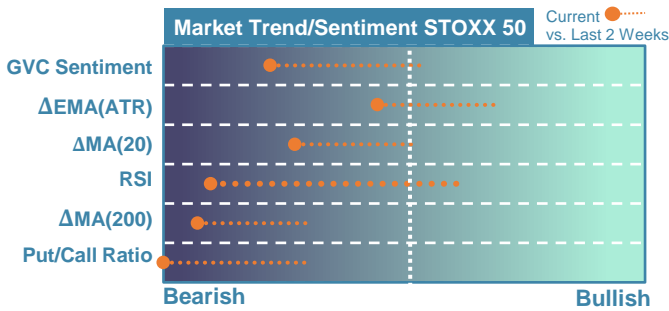
Index's Evolution YTD



MSCI World Sector Evolution YTD



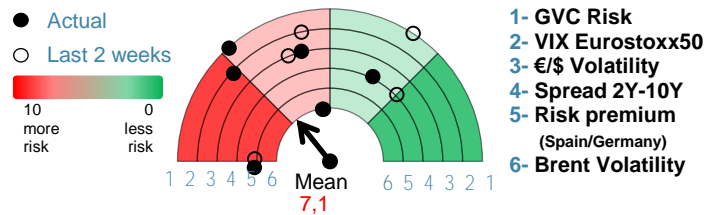
EUROPE



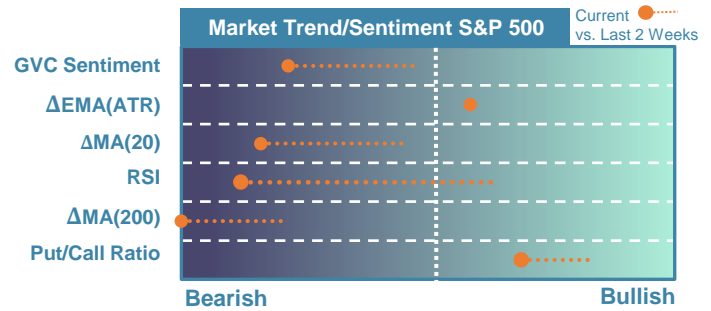
Market Index	Last	Daily Var. 22:00 PM	Future 9:25 AM	Yearly Var.
DJ Eurostoxx 50	3.475,18	-0,78%	1,21%	-19,15%
DAX 40	13.304,39	-0,91%	1,01%	-16,24%
CAC 40	5.949,84	-1,20%	1,30%	-16,82%
FTSE 100	7.187,46	-0,25%	0,58%	-2,67%
IBEX 35	8.066,40	-1,43%	1,30%	-7,43%

Fixed Income	Last	Daily Var.	Bip Var.	Yearly Var.
Bond Spain 10Y	3,10	3,82%	11,40	420,67%
Bond Germany 10Y	1,74	6,89%	11,20	1.070,95%
Bond U.K. 10Y	2,59	2,78%	7,00	166,67%
High yield (C.S.)	9,20	-0,04%	-0,40	161,62%

Key Risk Indicators Market



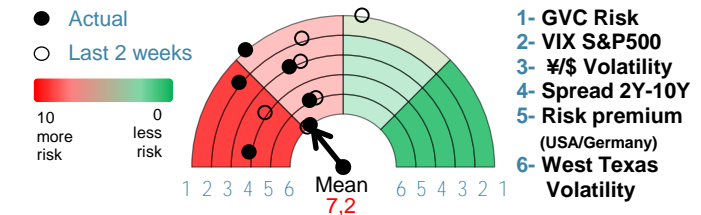
EEUU & ASIA



Market Index	Last	Daily Var. 22:00 PM	Future 9:25 AM	Yearly Var.
DJ Industrial	30.364,83	-0,50%	0,17%	-16,44%
S&P 500	3.735,48	-0,38%	0,28%	-21,63%
Nasdaq 100	11.311,69	0,21%	0,39%	-30,69%
Nikkei 225	26.326,16	-1,32%	0,00%	-7,51%
Shanghai 30	3.288,91	1,02%	1,72%	-9,64%

Fixed Income	Last	Daily Var.	Bip Var.	Yearly Var.
Bond EEUU 10Y	3,48	3,32%	11,20	132,51%
Bond Japan 10Y	0,26	0,39%	0,10	265,71%
Bond China 10Y	2,82	0,21%	0,60	1,26%
High yield (C.S.)	10,79	12,16%	117,06	145,75%

Key Risk Indicators Market



Commodities	Last	Daily Var.	Yearly Var.
Brent Oil	121,17	-0,90%	55,79%
Gold	1.813,55	-0,69%	-0,49%
CRB Index	336,48	-1,79%	36,22%
Copper (USD/LBS)	4,17	-1,26%	-6,65%

Currency	Last	Daily Var.	Yearly Var.
€/\$	1,04	-0,12%	-8,45%
¥/\$	134,63	0,56%	16,91%
£/€	0,87	0,94%	3,29%
B/\$	22.150	-4,30%	-52,00%

Region/ Event	Relevance	Period	Previous	Forecast	Actual	Impact
CPI (f.) (M.M)	★★★★	May 2022	0,70%	0,70%	0,80%	Medium
CPI (f.) (Y.Y)	★★★★	May 2022	5,80%	5,80%	5,80%	Low
Export Prices (M.M)	★★★★	May 2022	6%	1,23%	-	-
Import Prices (M.M)	★★★★	May 2022	0%	1,12%	-	-
Industrial Production (Y.Y)	★★★★	Apr 2022	-0,08%	-1,04%	-	-
Industrial Production (M.M)	★★★★	Apr 2022	-1,80%	0,60%	-	-
FED Funds Target Rate	★★★★	15-jun	0,875%	1,375%	-	-