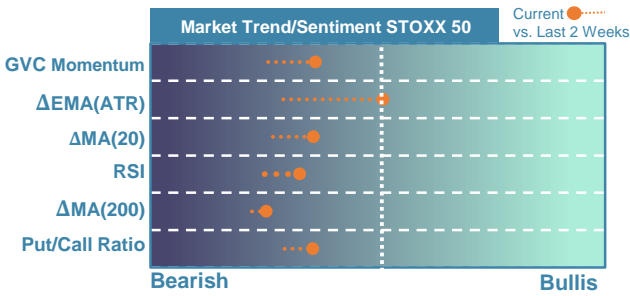
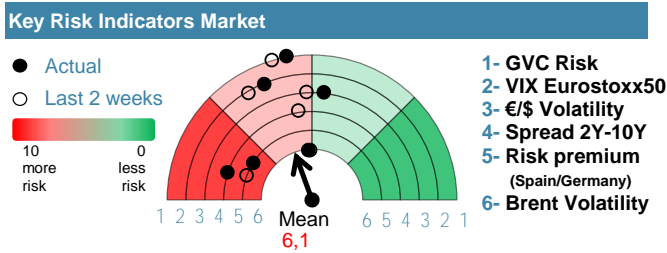


EUROPE



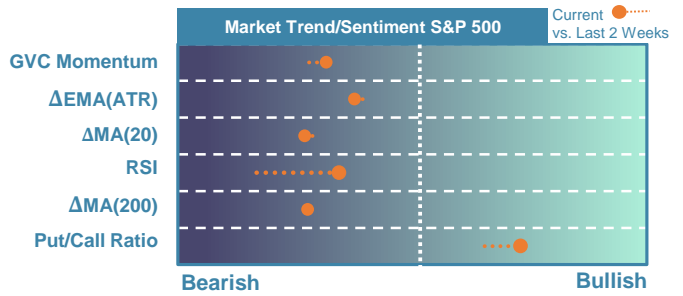
Market Index	Last	Daily Var. 22:00 PM	Future 8:21 AM	Yearly Var.
DJ Eurostoxx 50	3.499,49	-0,03%	0,34%	-18,59%
DAX 40	12.803,24	0,49%	0,40%	-19,40%
CAC 40	6.061,59	-0,26%	0,56%	-15,26%
FTSE 100	7.236,68	0,00%	0,68%	-2,00%
IBEX 35	7.993,20	0,11%	0,30%	-8,27%

Fixed Income	Last	Daily Var.	Bip Var.	Yearly Var.
Bond Spain 10Y	2,93	0,17%	0,50	393,11%
Bond Germany 10Y	1,79	1,42%	2,50	1.099,44%
Bond U.K. 10Y	3,16	0,64%	2,00	225,00%
High yield (C.S.)	15,84	2,33%	36,00	350,73%



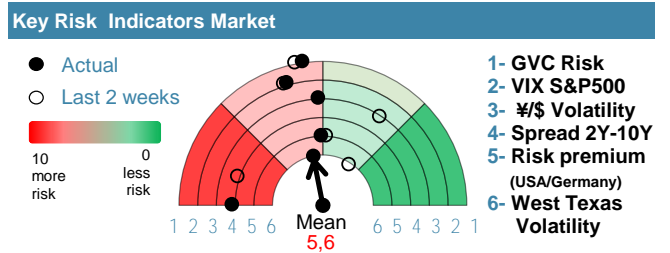
Commodities	Last	Daily Var.	Yearly Var.
Brent Oil	92,00	0,71%	18,28%
Gold	1.674,28	-0,06%	-8,13%
CRB Index	300,15	0,35%	21,51%
Copper (USD/LBS)	3,53	-0,16%	-21,01%

EEUU & ASIA



Market Index	Last	Daily Var. 22:00 PM	Future 8:21 AM	Yearly Var.
DJ Industrial	31.019,68	0,64%	0,19%	-14,64%
S&P 500	3.899,89	0,69%	0,20%	-18,18%
Nasdaq 100	11.953,27	0,77%	0,20%	-26,76%
Nikkei 225	27.688,42	0,00%	0,37%	-4,25%
Shanghai 30	3.115,60	-0,35%	0,85%	-14,40%

Fixed Income	Last	Daily Var.	Bip Var.	Yearly Var.
Bond EEUU 10Y	3,49	1,22%	4,20	132,91%
Bond Japan 10Y	0,26	0,00%	0,00	264,29%
Bond China 10Y	2,68	-0,30%	-0,80	-3,81%
High yield (C.S.)	14,90	0,45%	6,66	239,30%



Currency	Last	Daily Var.	Yearly Var.
€/\$	1,00	-0,18%	-11,95%
¥/\$	143,29	0,24%	24,43%
£/€	0,88	0,05%	4,54%
B/\$	19.550	-0,92%	-57,82%

Region/ Event	Relevance	Period	Previous	Forecast	Actual	Impact
Producer Prices (Y.Y)	★★★★	Aug 2022	37,20%	37,68%	45,80%	High
Housing Starts Number	★★★★	Aug 2022	1,446M	1,4402M	-	-
Building Permits: Number	★★★★	Aug 2022	1,685M	1,624M	-	-
CPI (Y.Y)	★★★★	Aug 2022	2,40%	2,66%	2,8%	low