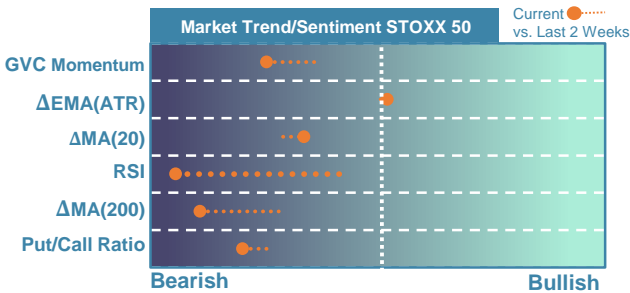
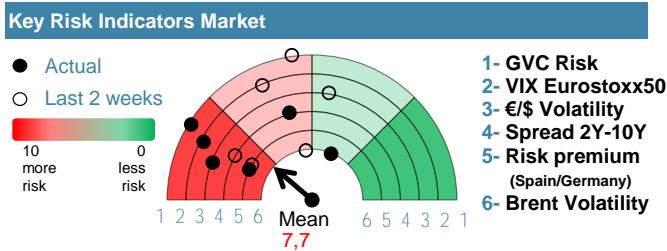


EUROPE

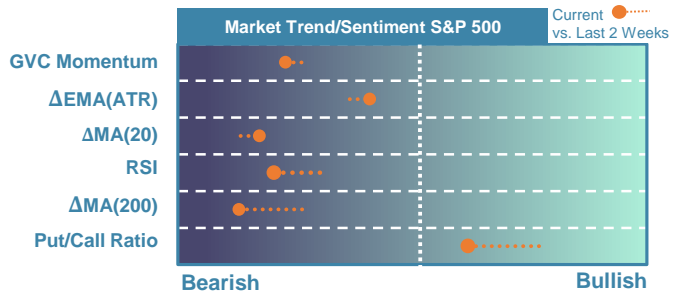


Market Index	Last	Daily Var. 22:00 PM	Future 8:44 AM	Yearly Var.
DJ Eurostoxx 50	3.279,04	-1,69%	0,34%	-23,72%
DAX 40	11.975,55	-1,71%	0,27%	-24,61%
CAC 40	5.676,87	-1,53%	0,18%	-20,64%
FTSE 100	6.881,59	-1,77%	0,12%	-6,81%
IBEX 35	7.300,10	-1,91%	0,22%	-16,22%
Fixed Income	Last	Daily Var.	Bip Var.	Yearly Var.
Bond Spain 10Y	3,39	2,01%	6,70	470,42%
Bond Germany 10Y	2,21	3,27%	7,00	1.334,64%
Bond U.K. 10Y	4,14	3,27%	13,10	325,72%
High yield (C.S.)	25,32	35,68%	665,90	620,43%

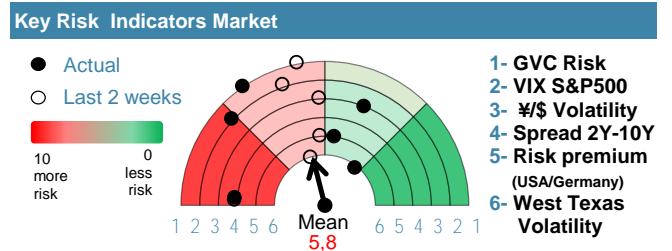


Commodities	Last	Daily Var.	Yearly Var.
Brent Oil	88,49	-0,93%	13,77%
Gold	1.657,45	0,32%	-9,05%
CRB Index	291,17	-0,24%	17,87%
Copper (USD/LBS)	3,42	1,35%	-23,42%

EEU & ASIA



Market Index	Last	Daily Var. 22:00 PM	Future 8:44 AM	Yearly Var.
DJ Industrial	29.225,61	-1,54%	0,01%	-19,57%
S&P 500	3.640,47	-2,11%	0,21%	-23,62%
Nasdaq 100	11.164,78	-2,86%	0,36%	-31,59%
Nikkei 225	25.937,21	0,95%	-1,25%	-8,23%
Shanghai 30	3.041,20	-0,13%	0,07%	-16,45%
Fixed Income	Last	Daily Var.	Bip Var.	Yearly Var.
Bond EEUU 10Y	3,75	1,08%	4,00	150,13%
Bond Japan 10Y	0,25	0,00%	0,00	257,14%
Bond China 10Y	2,76	0,40%	1,10	-0,93%
High yield (C.S.)	16,93	-0,62%	-10,60	285,51%



Currency	Last	Daily Var.	Yearly Var.
€/€	0,98	1,41%	-14,12%
¥/\$	144,60	0,01%	25,57%
£/€	0,89	-1,23%	5,42%
B/\$	19.467	-0,73%	-58,00%

Region/ Event	Relevance	Period	Previous	Forecast	Actual	Impact
Unemployment Rate	★★★★	Sep 2022	5,50%	-	-	-
Unemployment Rate	★★★★	Aug 2022	6,60%	-	-	-
Composite PMI	★★★★	Sep 2022	48,9	48,02	-	-
Composite PMI	★★★★	Sep 2022	49,6	48,94	-	-
Manufacturer PMI	★★★★	Sep 2022	51,5	51,07	-	-
Services PMI	★★★★	Sep 2022	43,7	45,39	-	-
Michigan Sentiment (f.)	★★★★	Sep 2022	59,5	58,36	-	-
CPI (Pre.) (Y.Y)	★★★★	Sep 2022	6,60%	-	-	-
CPI (Pre.) (Y.Y)	★★★★	Sep 2022	9,10%	-	-	-
HICP (Pre.) (Y.Y)	★★★★	Sep 2022	9,10%	9,71%	-	-