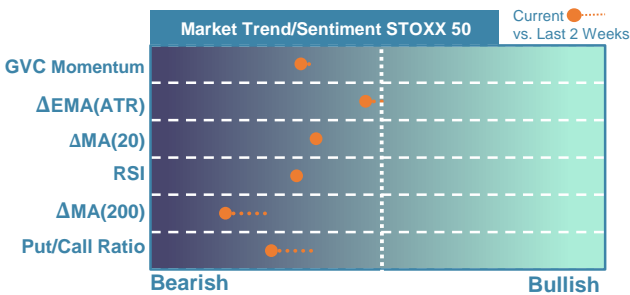
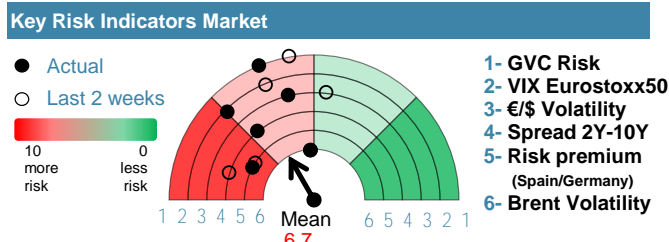


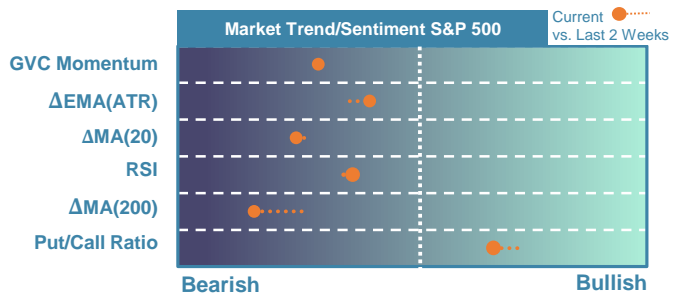
EUROPE



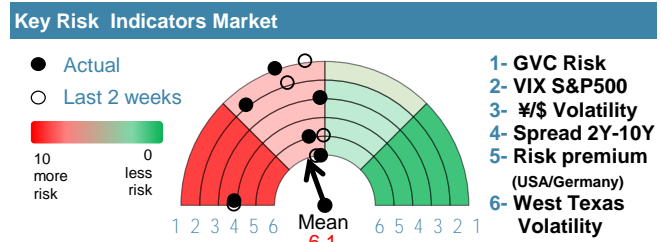
Market Index	Last	Daily Var. 22:00 PM	Future 9:44 AM	Yearly Var.
DJ Eurostoxx 50	3.342,17	0,72%	2,10%	-22,25%
DAX 40	12.209,48	0,79%	1,82%	-23,14%
CAC 40	5.794,15	0,55%	2,11%	-19,00%
FTSE 100	6.908,76	0,22%	0,96%	-6,44%
IBEX 35	7.462,00	1,29%	1,88%	-14,37%
Fixed Income	Last	Daily Var.	Bip Var.	Yearly Var.
Bond Spain 10Y	3,07	-6,92%	-22,80	415,46%
Bond Germany 10Y	1,89	-10,28%	-21,70	1.158,10%
Bond U.K. 10Y	3,95	-3,52%	-14,40	306,17%
High yield (C.S.)	36,15	24,60%	713,60	928,34%



EEUU & ASIA



Market Index	Last	Daily Var. 22:00 PM	Future 9:44 AM	Yearly Var.
DJ Industrial	29.490,89	2,66%	1,21%	-18,84%
S&P 500	3.678,43	2,59%	1,39%	-22,82%
Nasdaq 100	11.229,73	2,36%	1,71%	-31,19%
Nikkei 225	26.992,21	1,07%	0,00%	-8,95%
Shanghai 30	3.024,39	0,00%	1,59%	-16,91%
Fixed Income	Last	Daily Var.	Bip Var.	Yearly Var.
Bond EEUU 10Y	3,65	-4,02%	-15,30	143,73%
Bond Japan 10Y	0,24	-2,04%	-0,50	242,86%
Bond China 10Y	2,78	0,00%	0,00	-0,04%
High yield (C.S.)	21,85	22,33%	398,96	397,55%



Commodities	Last	Daily Var.	Yearly Var.
Brent Oil	88,86	1,02%	14,25%
Gold	1.691,40	1,04%	-7,19%
CRB Index	293,06	1,72%	18,64%
Copper (USD/LBS)	3,41	-0,07%	-23,60%

Currency	Last	Daily Var.	Yearly Var.
€/\$	0,98	0,21%	-13,67%
¥/\$	144,47	-0,19%	25,45%
£/€	0,87	-0,83%	3,66%
B/\$	19.552	1,32%	-57,82%

Region/ Event	Relevance	Period	Previous	Forecast	Actual	Impact
Producer Prices (Y.Y)	☆☆☆	Aug 2022	37,90%	43,32%	-	-
JOLTS Job Openings	☆☆☆	Aug 2022	11,239	10,5677	-	-
Factory Orders (M.M)	☆☆☆☆	Aug 2022	-1%	0,06%	-	-