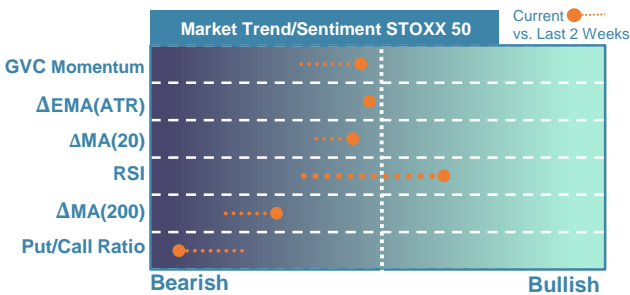
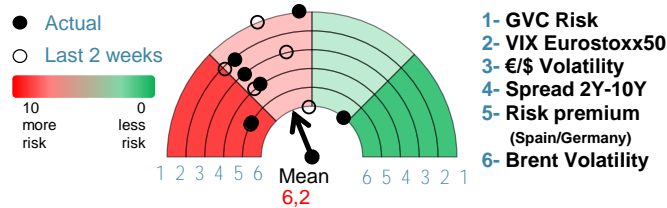


## EUROPE



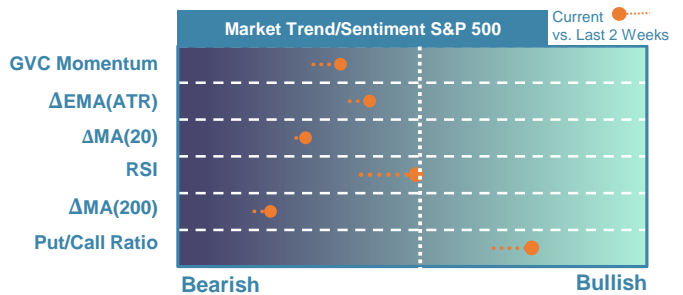
Market Index	Last	Daily Var. 22:00 PM	Future 8:07 AM	Yearly Var.
DJ Eurostoxx 50	3.441,64	1,77%	1,22%	-19,93%
DAX 40	12.649,03	1,70%	1,18%	-20,37%
CAC 40	6.040,66	1,83%	0,00%	-15,55%
FTSE 100	6.920,24	0,90%	0,69%	-6,29%
IBEX 35	7.557,10	2,37%	0,00%	-13,27%
Fixed Income	Last	Daily Var.	Bip Var.	Yearly Var.
Bond Spain 10Y	3,44	-2,86%	-10,10	477,48%
Bond Germany 10Y	2,27	-3,69%	-8,70	1.368,16%
Bond U.K. 10Y	3,97	-8,18%	-35,40	308,75%
High yield (C.S.)	28,00	-0,59%	-16,70	696,70%

### Key Risk Indicators Market



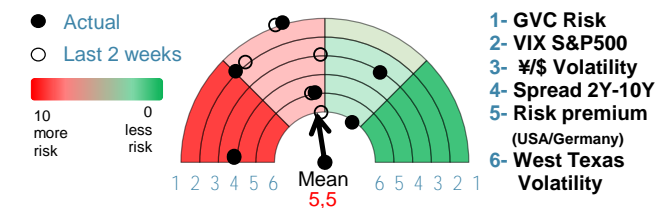
Commodities	Last	Daily Var.	Yearly Var.
Brent Oil	91,62	-0,01%	17,79%
Gold	1.660,90	0,83%	-8,86%
CRB Index	296,15	-0,47%	19,89%
Copper (USD/LBS)	3,42	-0,23%	-23,48%

## EEUU & ASIA



Market Index	Last	Daily Var. 22:00 PM	Future 8:07 AM	Yearly Var.
DJ Industrial	30.185,82	1,86%	1,31%	-16,93%
S&P 500	3.677,95	2,65%	1,55%	-22,83%
Nasdaq 100	11.062,53	3,46%	1,76%	-32,22%
Nikkei 225	27.166,27	-1,16%	1,65%	-7,00%
Shanghai 30	3.084,94	0,42%	1,94%	-15,24%
Fixed Income	Last	Daily Var.	Bip Var.	Yearly Var.
Bond EEUU 10Y	4,02	0,23%	0,90	168,02%
Bond Japan 10Y	0,25	0,00%	0,00	257,14%
Bond China 10Y	2,71	-0,15%	-0,40	-2,62%
High yield (C.S.)	19,67	-10,04%	-219,61	347,75%

### Key Risk Indicators Market



Currency	Last	Daily Var.	Yearly Var.
€/\$	0,98	0,65%	-13,68%
¥/\$	148,74	0,25%	29,17%
£/€	0,86	-0,92%	2,28%
B/\$	19.560	2,32%	-57,80%

Region/ Event	Relevance	Period	Previous	Forecast	Actual	Impact
ZEW Current Conditions	★★★★	Oct 2022	-60,5	-68,61	-	-
ZEW Economic Sentiment	★★★★	Oct 2022	-61,9	-65,62	-	-
Industrial Production (M.M)	★★★★	Sep 2022	-0,20%	0,08%	-	-
Capacity Utilization	★★★	Sep 2022	80%	79,94%	-	-