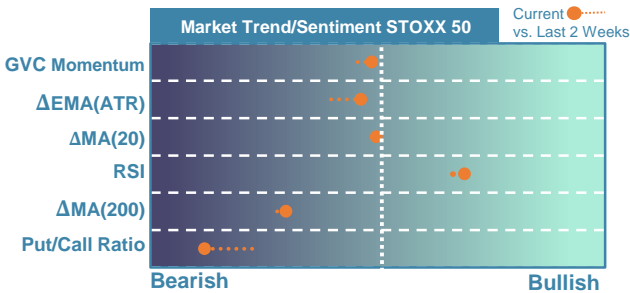
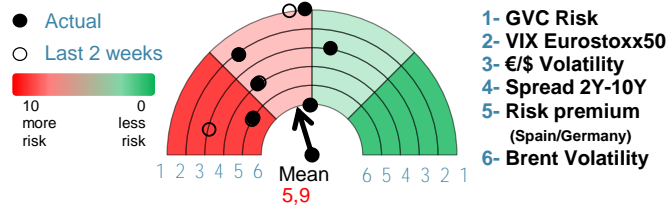


## EUROPE



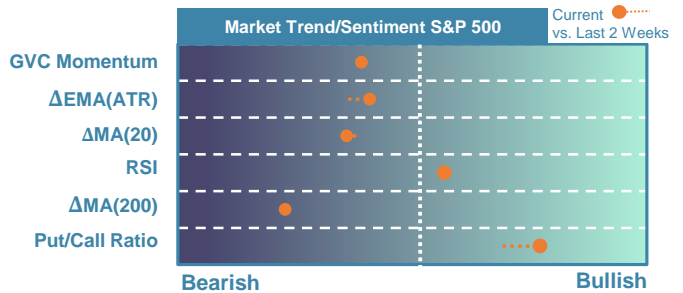
Market Index	Last	Daily Var. 22:00 PM	Future 9:33 AM	Yearly Var.
DJ Eurostoxx 50	3.463,83	0,64%	0,40%	-19,42%
DAX 40	12.765,61	0,92%	0,10%	-19,64%
CAC 40	6.067,00	0,44%	0,32%	-15,18%
FTSE 100	6.936,74	0,24%	0,07%	-6,06%
IBEX 35	7.611,30	0,72%	-0,24%	-12,65%
Fixed Income	Last	Daily Var.	Bip Var.	Yearly Var.
Bond Spain 10Y	3,42	-0,35%	-1,20	475,46%
Bond Germany 10Y	2,27	0,09%	0,20	1.369,27%
Bond U.K. 10Y	3,94	-0,73%	-2,90	305,76%
High yield (C.S.)	26,12	-6,73%	-188,60	643,04%

### Key Risk Indicators Market



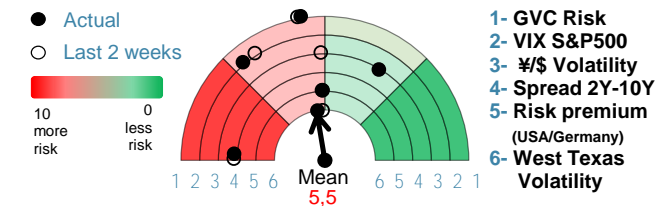
Commodities	Last	Daily Var.	Yearly Var.
Brent Oil	90,03	-1,74%	15,75%
Gold	1.651,73	-0,55%	-9,36%
CRB Index	292,12	-1,36%	18,26%
Copper (USD/LBS)	3,36	-1,57%	-24,68%

## EEUU & ASIA



Market Index	Last	Daily Var. 22:00 PM	Future 9:33 AM	Yearly Var.
DJ Industrial	30.523,80	1,12%	0,09%	-16,00%
S&P 500	3.719,98	1,14%	0,24%	-21,95%
Nasdaq 100	11.147,74	0,77%	0,49%	-31,69%
Nikkei 225	27.257,38	1,42%	0,00%	-5,68%
Shanghai 30	3.080,96	-0,13%	-2,23%	-15,35%
Fixed Income	Last	Daily Var.	Bip Var.	Yearly Var.
Bond EEUU 10Y	4,00	-0,42%	-1,70	166,89%
Bond Japan 10Y	0,25	0,40%	0,10	258,57%
Bond China 10Y	2,71	-0,15%	-0,40	-2,77%
High yield (C.S.)	19,54	-0,67%	-13,17	344,75%

### Key Risk Indicators Market



Currency	Last	Daily Var.	Yearly Var.
€/\$	0,99	0,35%	-13,38%
¥/\$	149,10	0,24%	29,47%
£/€	0,87	1,34%	3,66%
B/\$	19.282	-1,42%	-58,40%

Region/ Event	Relevance	Period	Previous	Forecast	Actual	Impact
Housing Starts Number	★★★★	Sep 2022	1,575M	1,4555M	-	-
Building Permits: Number	★★★★	Sep 2022	1,542M	1,5354M	-	-
CPI (Y.Y)	★★★★	Sep 2022	9,90%	10,09%	10,10%	High
Imports (Y.Y)	★★★★	Sep 2022	49,90%	45,18%	-	-
Exports (Y.Y)	★★★★	Sep 2022	22,10%	27,38%	-	-
HICP Final (Y.Y)	★★★★	Sep 2022	10%	10%	-	-
PPI Output prices (Y.Y)	★★★★	Sep 2022	16,10%	-	15,90%	High