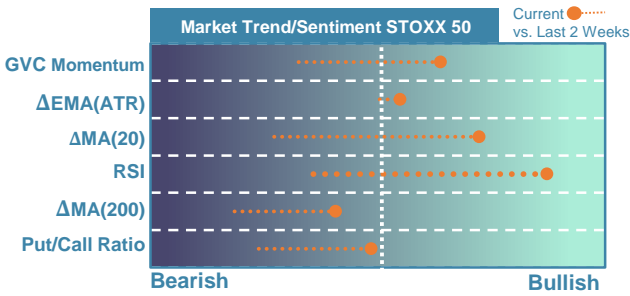
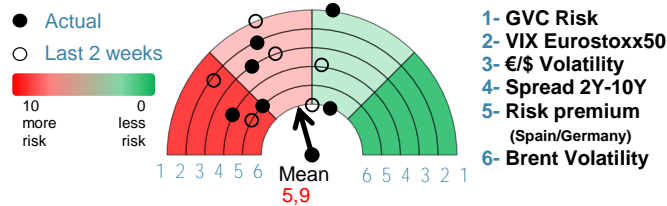


EUROPE

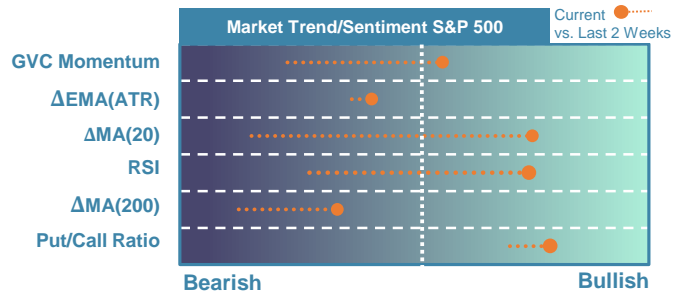


Market Index	Last	Daily Var. 22:00 PM	Future 8:04 AM	Yearly Var.
DJ Eurostoxx 50	3.585,58	1,64%	-0,28%	-16,58%
DAX 40	13.052,96	0,94%	-0,08%	-17,83%
CAC 40	6.250,55	1,94%	0,00%	-12,62%
FTSE 100	7.013,48	-0,01%	-0,27%	-5,02%
IBEX 35	7.794,90	1,49%	0,00%	-10,55%
Fixed Income	Last	Daily Var.	Bip Var.	Yearly Var.
Bond Spain 10Y	3,25	-5,91%	-20,40	446,05%
Bond Germany 10Y	2,17	-7,67%	-18,00	1.310,61%
Bond U.K. 10Y	3,63	-2,91%	-10,90	273,56%
High yield (C.S.)	24,80	-7,67%	-206,10	605,63%

Key Risk Indicators Market

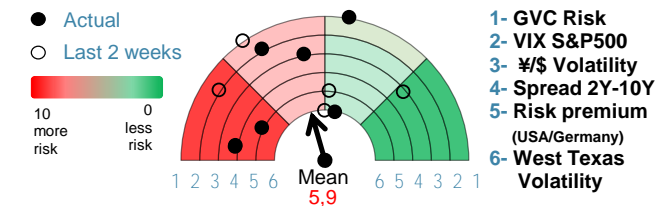


EEU & ASIA



Market Index	Last	Daily Var. 22:00 PM	Future 8:04 AM	Yearly Var.
DJ Industrial	31.836,74	1,07%	-0,31%	-12,39%
S&P 500	3.859,11	1,63%	-0,97%	-19,03%
Nasdaq 100	11.669,99	2,10%	-1,96%	-28,49%
Nikkei 225	27.467,97	1,02%	0,77%	-5,35%
Shanghai 30	2.976,28	-0,04%	0,31%	-18,23%
Fixed Income	Last	Daily Var.	Bip Var.	Yearly Var.
Bond EEUU 10Y	4,11	-2,88%	-12,20	174,37%
Bond Japan 10Y	0,26	0,00%	0,00	264,29%
Bond China 10Y	2,73	0,29%	0,80	-1,80%
High yield (C.S.)	18,80	1,03%	19,09	327,90%

Key Risk Indicators Market



Commodities	Last	Daily Var.	Yearly Var.
Brent Oil	93,52	0,28%	20,24%
Gold	1.654,75	0,43%	-9,20%
CRB Index	294,97	0,81%	19,41%
Copper (USD/LBS)	3,40	-0,98%	-23,89%

Currency	Last	Daily Var.	Yearly Var.
€/\$	1,00	0,75%	-12,43%
¥/\$	147,82	-0,64%	28,36%
£/€	0,87	-0,54%	3,49%
B/\$	20.175	4,28%	-56,48%

Region/ Event	Relevance	Period	Previous	Forecast	Actual	Impact
Build Permits R Number	★	Sep 2022	1,564M	-	-	-
New Home Sales-Units	★★★★	Sep 2022	0,685M	0,5785M	-	-
Consumer Confidence	★★★	Oct 2022	79	77	-	-
Leading Index	★★★★	Aug 2022	2	-	2,4	Low