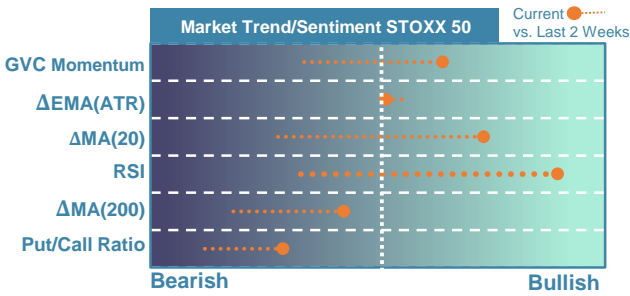


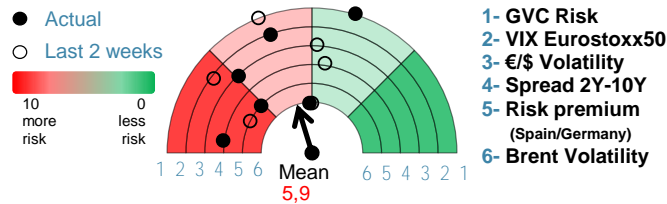
EUROPE



Market Index	Last	Daily Var. 22:00 PM	Future 8:12 AM	Yearly Var.
DJ Eurostoxx 50	3.605,31	0,55%	-0,22%	-16,12%
DAX 40	13.195,81	1,09%	-0,11%	-16,93%
CAC 40	6.276,31	0,41%	0,00%	-12,26%
FTSE 100	7.056,07	0,61%	-0,18%	-4,45%
IBEX 35	7.870,60	0,97%	0,00%	-9,68%

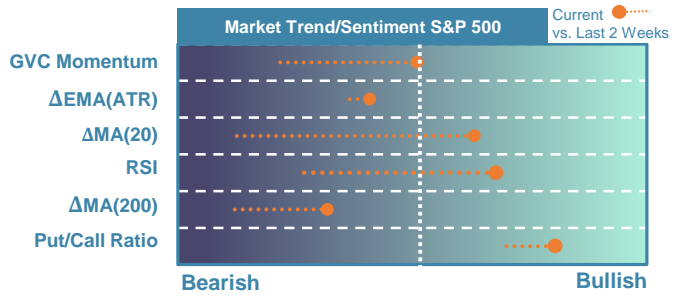
Fixed Income	Last	Daily Var.	Bip Var.	Yearly Var.
Bond Spain 10Y	3,21	-1,20%	-3,90	439,50%
Bond Germany 10Y	2,12	-2,35%	-5,10	1.282,12%
Bond U.K. 10Y	3,58	-1,49%	-5,40	268,00%
High yield (C.S.)	24,39	-0,84%	-20,60	593,88%

Key Risk Indicators Market



Commodities	Last	Daily Var.	Yearly Var.
Brent Oil	95,69	2,32%	23,03%
Gold	1.671,55	1,02%	-8,28%
CRB Index	298,61	1,24%	20,89%
Copper (USD/LBS)	3,55	4,36%	-20,58%

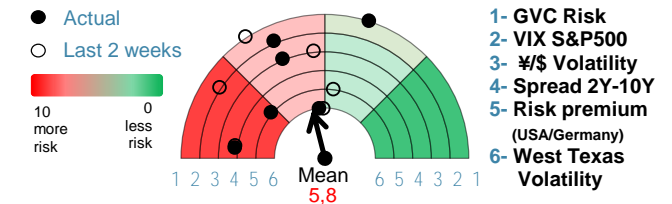
EEUU & ASIA



Market Index	Last	Daily Var. 22:00 PM	Future 8:12 AM	Yearly Var.
DJ Industrial	31.839,11	0,01%	0,64%	-12,38%
S&P 500	3.830,60	-0,74%	0,62%	-19,63%
Nasdaq 100	11.405,90	-2,26%	0,55%	-30,11%
Nikkei 225	27.349,09	0,67%	-0,33%	-4,72%
Shanghai 30	2.999,50	0,78%	1,86%	-17,59%

Fixed Income	Last	Daily Var.	Bip Var.	Yearly Var.
Bond EEUU 10Y	4,02	-2,31%	-9,50	168,02%
Bond Japan 10Y	0,25	-1,96%	-0,50	257,14%
Bond China 10Y	2,73	-0,22%	-0,60	-2,01%
High yield (C.S.)	17,68	0,05%	0,90	302,40%

Key Risk Indicators Market



Currency	Last	Daily Var.	Yearly Var.
€/\$	1,00	0,90%	-11,64%
¥/\$	146,63	-0,81%	27,33%
£/€	0,87	-0,34%	3,14%
B/\$	20.736	2,78%	-55,27%

Region/ Event	Relevance	Period	Previous	Forecast	Actual	Impact
Initial Jobless	★ ★ ★ ★	W 22 Oct	214.000	219.600	-	-
ECB Deposit Rate	★ ★ ★ ★	Oct 2022	0,75%	1,49%	-	-
ECB Refinancing Rate	★ ★ ★ ★	Oct 2022	1,25%	1,97%	-	-
Consumer Sentiment	★ ★ ★ ★	Nov 2022	-42,5	-42,06	-41,9	Low
Durable Goods	★ ★ ★ ★	Sep 2022	-0,20%	0,65%	-	-
GDP Advance	★ ★ ★ ★	Q3 2022	-0,60%	2,31%	-	-
Unemployment Rate	★ ★ ★ ★	Q3 2022	12,48%	-	-	-
Consumer Confidence	★ ★ ★ ★	Oct 2022	94,8	93,88	-	-