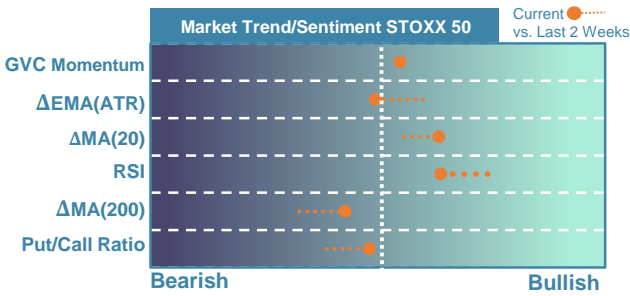
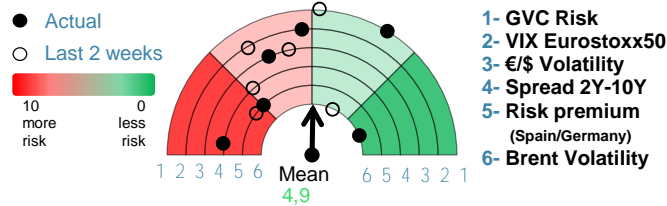


## EUROPE



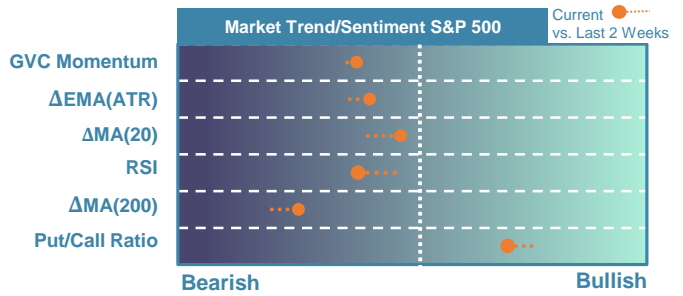
Market Index	Last	Daily Var. 22:00 PM	Future 8:12 AM	Yearly Var.
DJ Eurostoxx 50	3.688,33	2,65%	-0,08%	-14,19%
DAX 40	13.459,85	2,51%	-0,16%	-15,27%
CAC 40	6.416,44	2,77%	0,00%	-10,30%
FTSE 100	7.334,84	2,03%	-0,64%	-0,67%
IBEX 35	7.942,70	0,94%	0,00%	-8,85%
Fixed Income	Last	Daily Var.	Bip Var.	Yearly Var.
Bond Spain 10Y	3,35	0,84%	2,80	463,70%
Bond Germany 10Y	2,29	1,91%	4,30	1.379,33%
Bond U.K. 10Y	3,55	1,11%	3,90	265,23%
High yield (C.S.)	25,49	4,50%	109,70	625,26%

### Key Risk Indicators Market



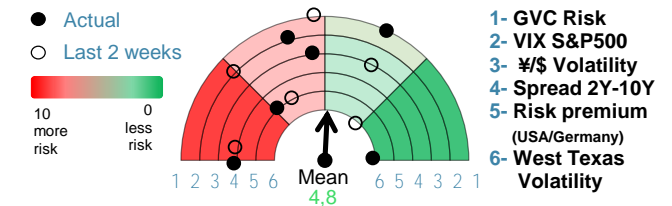
Commodities	Last	Daily Var.	Yearly Var.
Brent Oil	98,57	4,12%	26,73%
Gold	1.673,40	2,79%	-8,18%
CRB Index	309,92	3,33%	25,46%
Copper (USD/LBS)	3,68	7,48%	-17,46%

## EEUU & ASIA



Market Index	Last	Daily Var. 22:00 PM	Future 8:12 AM	Yearly Var.
DJ Industrial	32.403,22	1,26%	-0,11%	-10,83%
S&P 500	3.770,55	1,36%	-0,16%	-20,89%
Nasdaq 100	10.857,03	1,56%	-0,25%	-33,47%
Nikkei 225	27.527,64	-1,68%	1,32%	-5,53%
Shanghai 30	3.070,80	2,43%	3,00%	-15,63%
Fixed Income	Last	Daily Var.	Bip Var.	Yearly Var.
Bond EEUU 10Y	4,16	0,82%	3,40	177,57%
Bond Japan 10Y	0,25	0,00%	0,00	257,14%
Bond China 10Y	2,71	1,20%	3,20	-2,70%
High yield (C.S.)	18,80	0,80%	15,01	328,08%

### Key Risk Indicators Market



Currency	Last	Daily Var.	Yearly Var.
€/€	0,99	1,40%	-12,98%
¥/\$	147,25	-0,64%	27,87%
£/€	0,88	0,50%	4,48%
B/\$	21.162	4,45%	-54,35%

Region/ Event	Relevance	Period	Previous	Forecast	Actual	Impact
Industrial Output (M.M)	★★★★★	Sep 2022	-0,80%	-0,11%	-	-
Sentix Index	★★★★	Nov 2022	-38,3	-35,98	-	-
Halifax House Prices (M.M)	★★★★	Oct 2022	-0,10%	-	-	-
Consumer Credit	★★★★	Sep 2022	32.240M	30.861M	-	-
All Household Spending (M.M)	★★★★	Sep 2022	-1,70%	2,02%	-	-
Exports (Y.Y)	★★★★	Oct 2022	5,70%	3,55%	-0,30%	High
Imports (Y.Y)	★★★★	Oct 2022	0,30%	0,84%	-0,70%	High
Trade Balance USD	★★★★	Oct 2022	84.740M	95.215M	-	-
Employment Trend	★★★★	Oct 2022	120,17	-	-	-
Industrial Production (M.M)	★★★★	Sep 2022	-1,20%	0,20%	0,60%	High