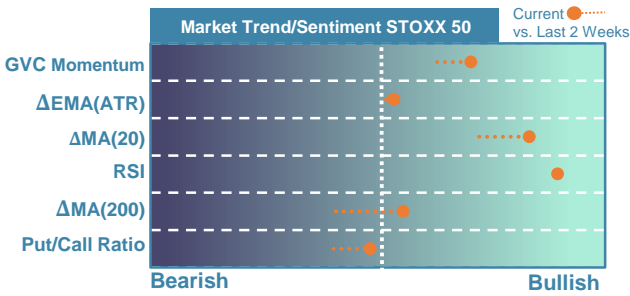


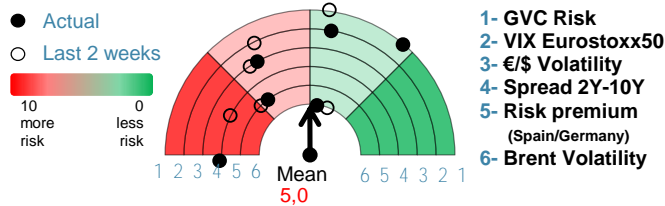
EUROPE



Market Index	Last	Daily Var. 22:00 PM	Future 8:35 AM	Yearly Var.
DJ Eurostoxx 50	3.739,28	0,82%	-0,32%	-13,01%
DAX 40	13.688,75	1,15%	-0,39%	-13,83%
CAC 40	6.441,50	0,39%	-0,33%	-9,95%
FTSE 100	7.306,14	0,08%	-0,35%	-1,06%
IBEX 35	7.998,90	0,46%	-0,27%	-8,20%

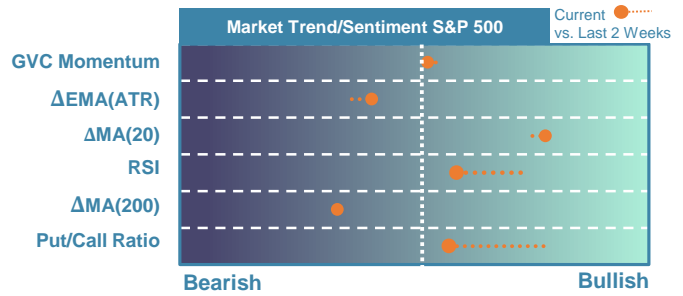
Fixed Income	Last	Daily Var.	Bip Var.	Yearly Var.
Bond Spain 10Y	3,31	-1,84%	-6,20	456,47%
Bond Germany 10Y	2,27	-2,24%	-5,20	1.368,16%
Bond U.K. 10Y	3,54	-2,50%	-9,10	264,61%
High yield (C.S.)	26,17	9,87%	235,10	644,55%

Key Risk Indicators Market



Commodities	Last	Daily Var.	Yearly Var.
Brent Oil	95,36	-2,61%	22,60%
Gold	1.698,80	1,16%	-6,78%
CRB Index	306,27	-0,99%	23,99%
Copper (USD/LBS)	3,68	2,13%	-17,46%

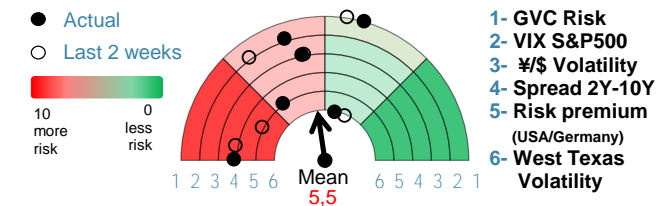
EEUU & ASIA



Market Index	Last	Daily Var. 22:00 PM	Future 8:35 AM	Yearly Var.
DJ Industrial	33.160,83	1,02%	-0,19%	-8,74%
S&P 500	3.828,11	0,56%	-0,10%	-19,68%
Nasdaq 100	11.059,50	0,75%	0,10%	-32,23%
Nikkei 225	27.716,43	1,25%	0,00%	-3,19%
Shanghai 30	3.064,49	-0,43%	-1,57%	-15,81%

Fixed Income	Last	Daily Var.	Bip Var.	Yearly Var.
Bond EEUU 10Y	4,13	-2,04%	-8,60	175,57%
Bond Japan 10Y	0,25	0,00%	0,00	257,14%
Bond China 10Y	2,70	0,11%	0,30	-2,91%
High yield (C.S.)	18,89	0,04%	0,75	330,14%

Key Risk Indicators Market



Currency	Last	Daily Var.	Yearly Var.
€/\$	1,01	0,67%	-11,48%
¥/\$	145,50	-0,67%	26,35%
£/€	0,87	-0,20%	3,69%
B/\$	18.649	-9,76%	-59,77%

Region/ Event	Relevance	Period	Previous	Forecast	Actual	Impact
Wholesale Sales MM	★	Sep 2022	0,1			-
PPI (Y.Y)	★★★★	Oct 2022	0,9	-1,49	-1,50%	Neutral
CPI (Y.Y)	★★★★	Oct 2022	2,8	2,39	2,10%	Neutral