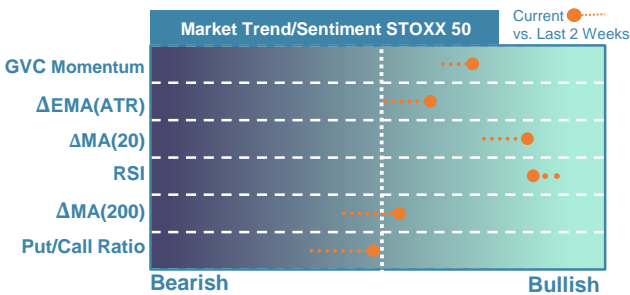
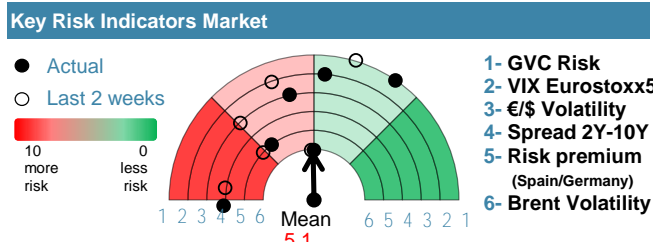


EUROPE



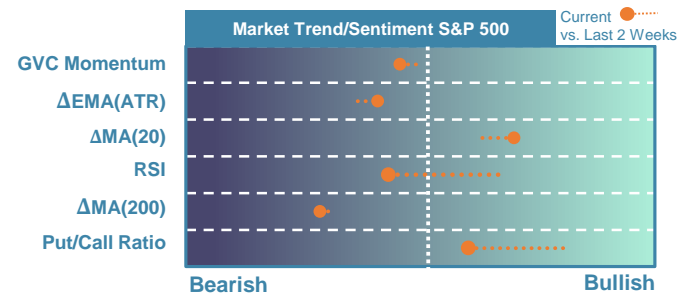
Market Index	Last	Daily Var. 22:00 PM	Future 8:17 AM	Yearly Var.
DJ Eurostoxx 50	3.728,03	-0,30%	-0,62%	-13,27%
DAX 40	13.666,32	-0,16%	-0,55%	-13,97%
CAC 40	6.430,57	-0,17%	-0,46%	-10,10%
FTSE 100	7.296,25	-0,14%	-0,25%	-1,20%
IBEX 35	8.040,40	0,52%	-0,41%	-7,73%

Fixed Income	Last	Daily Var.	Bip Var.	Yearly Var.
Bond Spain 10Y	3,22	-2,75%	-9,10	441,18%
Bond Germany 10Y	2,18	-4,05%	-9,20	1.316,76%
Bond U.K. 10Y	3,44	-2,82%	-10,00	254,32%
High yield (C.S.)	22,63	-13,52%	-353,90	543,87%



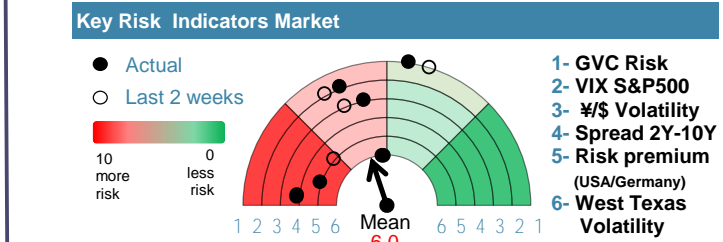
Commodities	Last	Daily Var.	Yearly Var.
Brent Oil	92,65	-2,84%	19,12%
Gold	1.716,59	1,05%	-5,81%
CRB Index	301,71	-1,49%	22,14%
Copper (USD/LBS)	3,70	0,45%	-17,09%

EEUU & ASIA



Market Index	Last	Daily Var. 22:00 PM	Future 8:17 AM	Yearly Var.
DJ Industrial	32.513,94	-1,95%	0,22%	-10,52%
S&P 500	3.748,57	-2,08%	0,30%	-21,35%
Nasdaq 100	10.797,55	-2,37%	0,50%	-33,84%
Nikkei 225	27.446,10	-0,56%	-0,80%	-3,73%
Shanghai 30	3.048,17	-0,53%	-2,54%	-16,25%

Fixed Income	Last	Daily Var.	Bip Var.	Yearly Var.
Bond EEUU 10Y	4,15	0,56%	2,30	177,10%
Bond Japan 10Y	0,25	0,00%	0,00	257,14%
Bond China 10Y	2,70	-0,04%	-0,10	-2,95%
High yield (C.S.)	19,08	0,97%	18,29	334,31%



Currency	Last	Daily Var.	Yearly Var.
€/\$	1,00	-0,38%	-11,81%
¥/\$	146,29	0,54%	27,03%
£/€	0,88	1,24%	4,97%
B/\$	15.790	-15,33%	-65,94%

Region/ Event	Relevance	Period	Previous	Forecast	Actual	Impact
Initial Jobless	★ ★ ★ ★	W 05 Nov	217	219,2	-	-
Corp Goods Price (M.M)	★ ★ ★ ★	Oct 2022	0,7	0,71	-	-
CPI (M.M)	★ ★ ★ ★	Oct 2022	0,4	0,6	-	-
Initial Jobless	★ ★ ★ ★	W 05 Nov	217	219,2	-	-
CPI (f.) (Y.Y)	★ ★ ★ ★	Oct 2022	8,2	7,94	-	-
Industrial Output (Y.Y)	★ ★ ★ ★	Sep 2022	2,9	0,88	-	-
Core CPI (Y.Y)	★ ★ ★ ★	Oct 2022	6,6	6,53	-	-