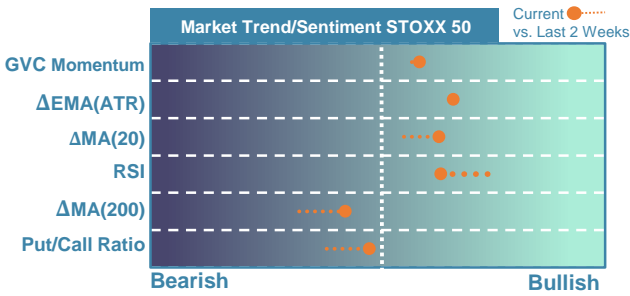


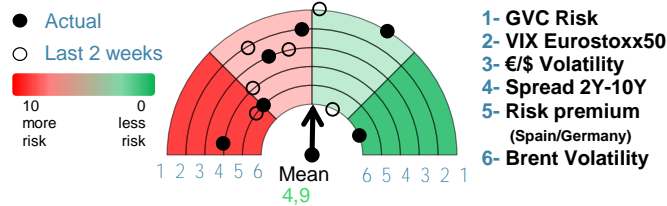
EUROPE



Market Index	Last	Daily Var. 22:00 PM	Future 8:13 AM	Yearly Var.
DJ Eurostoxx 50	3.593,18	-0,80%	0,75%	-16,41%
DAX 40	13.130,19	-0,95%	0,52%	-17,34%
CAC 40	6.243,28	-0,54%	0,00%	-12,72%
FTSE 100	7.188,63	0,62%	0,77%	-2,65%
IBEX 35	7.868,90	-1,25%	0,00%	-9,70%

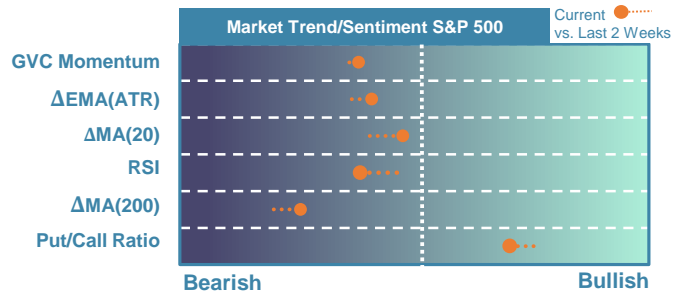
Fixed Income	Last	Daily Var.	Bip Var.	Yearly Var.
Bond Spain 10Y	3,33	2,28%	7,40	458,99%
Bond Germany 10Y	2,25	5,05%	10,80	1.355,31%
Bond U.K. 10Y	3,51	3,30%	11,20	261,21%
High yield (C.S.)	24,40	-1,93%	-48,00	594,05%

Key Risk Indicators Market



Commodities	Last	Daily Var.	Yearly Var.
Brent Oil	94,67	-1,55%	21,72%
Gold	1.628,00	-1,19%	-10,67%
CRB Index	299,93	-0,82%	21,42%
Copper (USD/LBS)	3,43	-1,10%	-23,21%

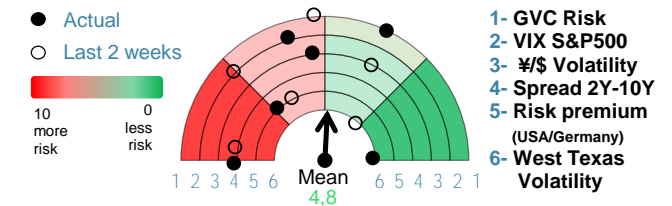
EEUU & ASIA



Market Index	Last	Daily Var. 22:00 PM	Future 8:13 AM	Yearly Var.
DJ Industrial	32.001,25	-0,46%	0,33%	-11,94%
S&P 500	3.719,89	-1,06%	0,50%	-21,95%
Nasdaq 100	10.690,60	-1,98%	0,82%	-34,49%
Nikkei 225	27.199,74	0,00%	-1,63%	-3,92%
Shanghai 30	2.997,81	-0,19%	7,48%	-17,64%

Fixed Income	Last	Daily Var.	Bip Var.	Yearly Var.
Bond EEUU 10Y	4,12	1,55%	6,30	175,30%
Bond Japan 10Y	0,25	0,00%	0,00	257,14%
Bond China 10Y	2,68	-0,26%	-0,70	-3,85%
High yield (C.S.)	18,65	5,21%	92,35	324,66%

Key Risk Indicators Market



Currency	Last	Daily Var.	Yearly Var.
€/€	0,98	-1,15%	-14,19%
¥/\$	148,19	0,71%	28,69%
£/€	0,87	1,35%	3,96%
B/\$	20.261	0,48%	-56,29%

Region/ Event	Relevance	Period	Previous	Forecast	Actual	Impact
Non-Farm Payrolls	★★★★	Oct 2022	263.000	204.700	-	-
Unemployment Rate	★★★★	Oct 2022	3,50%	3,56%	-	-
S&P Global Comp (f.) PMI	★★★★	Oct 2022	44,1	44,09	-	-
S&P Global Comp (f.) PMI	★★★★	Oct 2022	47,1	47,09	-	-
S&P Global Comp (f.) PMI	★★★★	Oct 2022	50	50	-	-
Average Earnings (Y.Y)	★★★★	Oct 2022	5%	4,73%	-	-
S&P Global Svcs PMI	★★★★	Oct 2022	48,8	48,52	-	-
JibunBK SVC PMI (f.) SA	★★★★	Oct 2022	53	-	-	-
Services PMI	★★★★	Oct 2022	48,5	48,25	-	-
S&P Global Services (f.) PMI	★★★★	Oct 2022	48,2	48,19	-	-