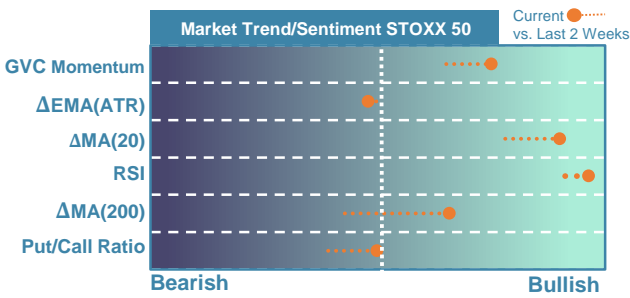
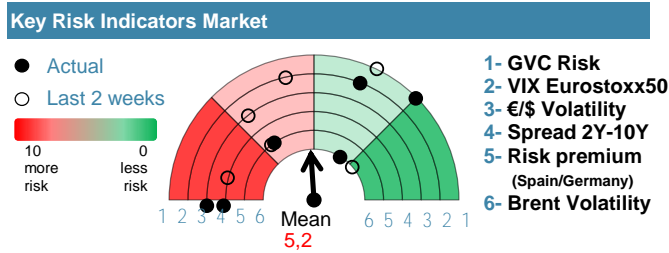


EUROPE



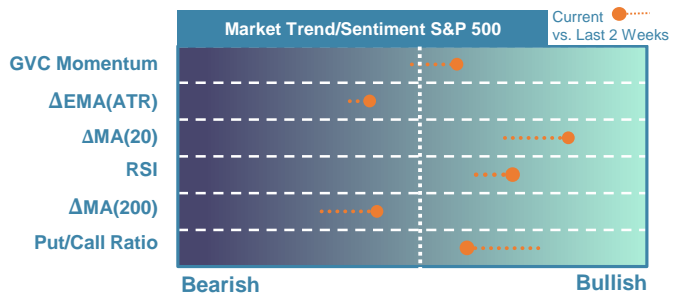
Market Index	Last	Daily Var. 22:00 PM	Future 8:18 AM	Yearly Var.
DJ Eurostoxx 50	3.846,56	3,18%	0,73%	-10,51%
DAX 40	14.146,09	3,51%	0,61%	-10,95%
CAC 40	6.556,83	1,96%	0,97%	-8,33%
FTSE 100	7.375,34	1,08%	0,37%	-0,12%
IBEX 35	8.133,20	1,15%	0,32%	-6,66%

Fixed Income	Last	Daily Var.	Bip Var.	Yearly Var.
Bond Spain 10Y	3,03	-5,84%	-18,80	409,58%
Bond Germany 10Y	2,00	-7,99%	-17,40	1.219,55%
Bond U.K. 10Y	3,29	-4,56%	-15,70	238,17%
High yield (C.S.)	24,37	7,67%	173,50	593,23%



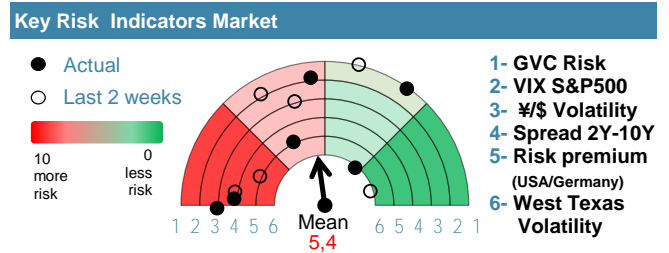
Commodities	Last	Daily Var.	Yearly Var.
Brent Oil	93,67	1,10%	20,43%
Gold	1.746,93	1,77%	-4,14%
CRB Index	304,26	0,85%	23,17%
Copper (USD/LBS)	3,76	1,55%	-15,81%

EEUU & ASIA



Market Index	Last	Daily Var. 22:00 PM	Future 8:18 AM	Yearly Var.
DJ Industrial	33.715,37	3,70%	0,52%	-7,22%
S&P 500	3.956,37	5,54%	0,57%	-16,99%
Nasdaq 100	11.605,96	7,49%	0,75%	-28,89%
Nikkei 225	28.263,57	-0,98%	3,06%	-4,67%
Shanghai 30	3.036,13	-0,39%	7,62%	-16,59%

Fixed Income	Last	Daily Var.	Bip Var.	Yearly Var.
Bond EEUU 10Y	3,83	-7,76%	-32,20	155,61%
Bond Japan 10Y	0,25	0,00%	0,00	257,14%
Bond China 10Y	2,71	0,33%	0,90	-2,62%
High yield (C.S.)	19,14	0,35%	6,75	335,85%



Currency	Last	Daily Var.	Yearly Var.
€/\$	1,02	1,53%	-10,47%
¥/\$	141,59	-3,21%	22,95%
£/€	0,87	-1,08%	3,84%
B/\$	17.794	12,69%	-61,61%

Region/ Event	Relevance	Period	Previous	Forecast	Actual	Impact
CPI Final (M.M)	★★★	Oct 2022	0,9	0,9		
HICP Final (Y.Y)	★★★★	Oct 2022	11,6	11,6		
Industrial Output (M.M)	★★★	Sep 2022	-1,8	-0,27		
Goods Trade Balance GBP	★★★	Sep 2022	-19,257	-19,2562		
Manufacturing Output (M.M)	★★★★	Sep 2022	-1,6	-0,46		
U Mich Sentiment Prelim	★★★★	Nov 2022	59,9	59,27		
GDP (Pre.) (Q.O)	★★★★	Q3 2022	0,2	-0,49		
CPI (f.) (Y.Y)	★★★	Oct 2022	10,4	10,4		