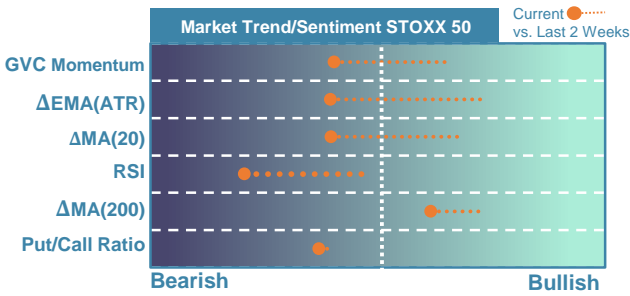
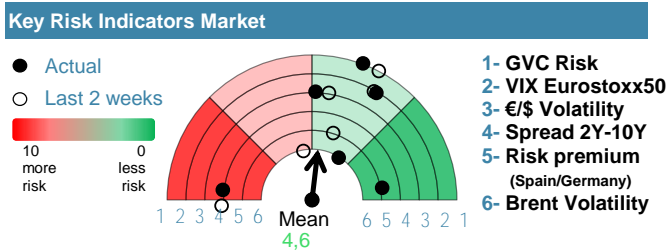


EUROPE

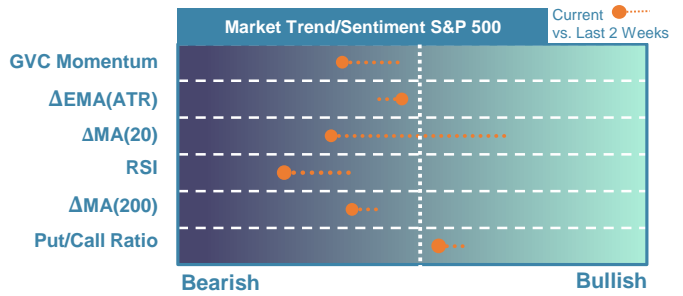


Market Index	Last	Daily Var. 22:00 PM	Future 8:50 AM	Yearly Var.
DJ Eurostoxx 50	3.802,49	-0,23%	0,60%	-11,54%
DAX 40	13.884,66	-0,42%	0,67%	-12,59%
CAC 40	6.450,43	-0,35%	0,37%	-9,82%
FTSE 100	7.370,62	0,13%	0,30%	-0,19%
IBEX 35	8.185,20	0,59%	0,25%	-6,07%
Fixed Income	Last	Daily Var.	Bip Var.	Yearly Var.
Bond Spain 10Y	3,40	3,56%	11,70	472,10%
Bond Germany 10Y	2,30	4,64%	10,20	1.384,36%
Bond U.K. 10Y	3,60	2,77%	9,70	269,96%
High yield (C.S.)	29,97	11,55%	310,20	752,55%

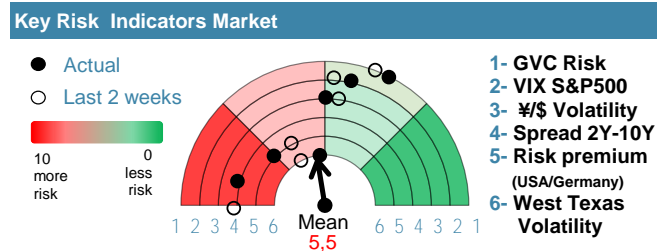


Commodities	Last	Daily Var.	Yearly Var.
Brent Oil	79,99	0,24%	2,84%
Gold	1.817,30	1,75%	-0,28%
CRB Index	295,03	0,64%	19,44%
Copper (USD/LBS)	3,80	0,40%	-14,88%

EEUU & ASIA



Market Index	Last	Daily Var. 22:00 PM	Future 8:50 AM	Yearly Var.
DJ Industrial	32.849,74	0,28%	0,53%	-9,60%
S&P 500	3.821,62	0,10%	0,47%	-19,82%
Nasdaq 100	11.072,42	-0,11%	0,49%	-32,15%
Nikkei 225	26.387,72	-2,46%	0,00%	-7,72%
Shanghai 30	3.073,77	-1,07%	0,17%	-15,55%
Fixed Income	Last	Daily Var.	Bip Var.	Yearly Var.
Bond EEUU 10Y	3,68	2,82%	10,10	145,93%
Bond Japan 10Y	0,42	64,45%	16,50	501,43%
Bond China 10Y	2,90	0,07%	0,20	4,13%
High yield (C.S.)	20,77	0,72%	14,85	372,83%



Currency	Last	Daily Var.	Yearly Var.
€/\$	1,06	0,57%	-6,44%
¥/\$	131,42	-4,07%	14,12%
£/€	0,88	0,50%	4,39%
B/\$	16.871	1,70%	-63,60%

Region/ Event	Relevance	Period	Previous	Forecast	Actual	Impact
Exist. Home Sales % Chg	USA ★★	Nov 2022	-5,90%	-5,68%	-	-
Existing Home Sales	USA ★★★★★	Nov 2022	4,43M	4,195M	-	-
Consumer Sentiment	GER ★★	Jan 2023	-40,2	-37,94	-37,8	Medium
Consumer Confidence	USA ★★★★★	Dec 2022	100,2	101,02	-	-
CBI Distributive Trades	UK ★★	Dec 2022	-19	-21	-	-