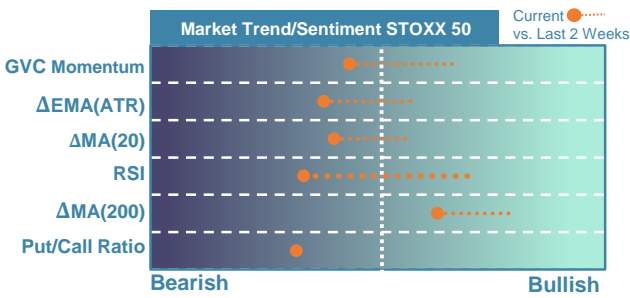


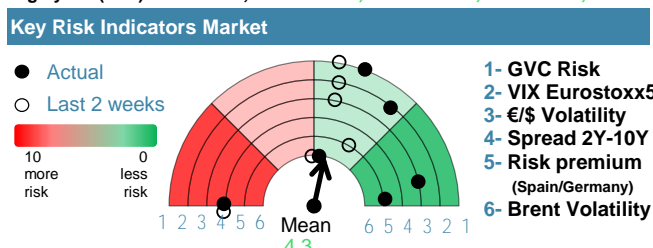
## EUROPE



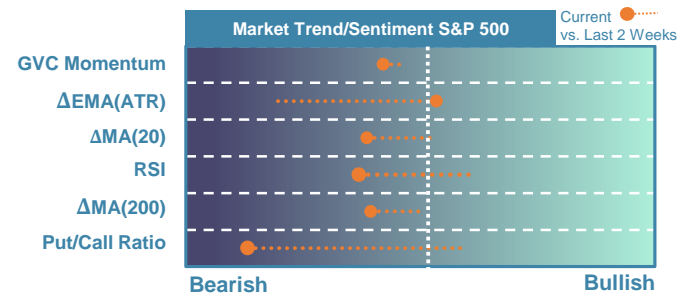
Market Index	Last	Daily Var. 22:00 PM	Future 8:46 AM	Yearly Var.
DJ Eurostoxx 50	3.817,01	0,00%	0,71%	-11,20%
DAX 40	13.940,93	0,00%	0,59%	-12,24%
CAC 40	6.504,90	0,00%	0,72%	-9,06%
FTSE 100	7.473,01	0,00%	0,00%	1,20%
IBEX 35	8.269,10	0,00%	0,37%	-5,10%

Fixed Income	Last	Daily Var.	Bip Var.	Yearly Var.
Bond Spain 10Y	3,47	0,00%	0,00	483,53%
Bond Germany 10Y	2,39	0,00%	0,00	1.436,31%
Bond U.K. 10Y	3,63	0,00%	0,00	273,87%
High yield (C.S.)	32,47	14,25%	404,90	823,84%



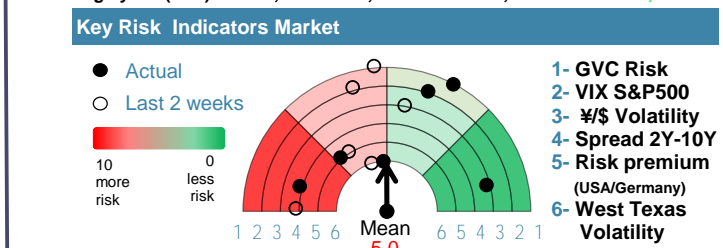
## EEUU & ASIA



Market Index	Last	Daily Var. 22:00 PM	Future 8:46 AM	Yearly Var.
DJ Industrial	33.203,93	0,00%	0,50%	-8,63%
S&P 500	3.844,82	0,00%	0,65%	-19,33%
Nasdaq 100	10.985,45	0,00%	0,73%	-32,69%
Nikkei 225	26.447,87	0,65%	0,00%	-8,29%
Shanghai 30	3.065,56	0,65%	-1,02%	-15,78%

Fixed Income	Last	Daily Var.	Bip Var.	Yearly Var.
Bond EEUU 10Y	3,75	0,00%	0,00	150,13%
Bond Japan 10Y	0,45	16,75%	6,40	537,14%
Bond China 10Y	2,88	0,63%	1,80	3,59%
High yield (C.S.)	21,07	0,00%	0,00	379,60%



Commodities	Last	Daily Var.	Yearly Var.
Brent Oil	0,00	0,00%	7,89%
Gold	1.798,24	-0,24%	-1,33%
CRB Index	301,47	0,00%	22,04%
Copper (USD/LBS)	0,00	0,00%	-14,67%

Currency	Last	Daily Var.	Yearly Var.
€/\$	1,06	0,00%	-6,67%
¥/\$	132,85	0,00%	15,37%
£/€	0,88	0,00%	4,81%
B/\$	16.832	0,17%	-63,69%

Region/ Event	Relevance	Period	Previous	Forecast	Actual	Impact
CaseShiller 20 (M.M)	★ ★ ★	Oct 2022	-1,20%	-1,06%	-	-
Ventas Minoristas	★ ★ ★ ★	nov-22	4,40%	3,70%	2,60%	low