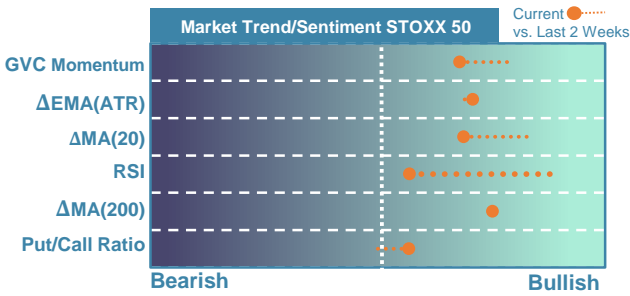
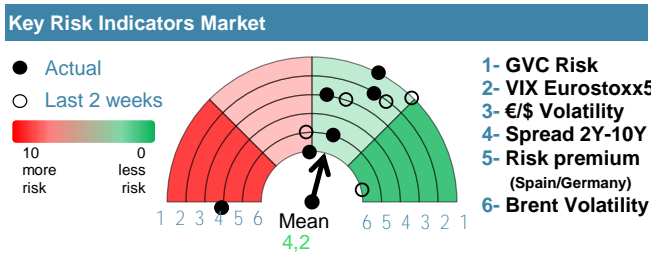


EUROPE



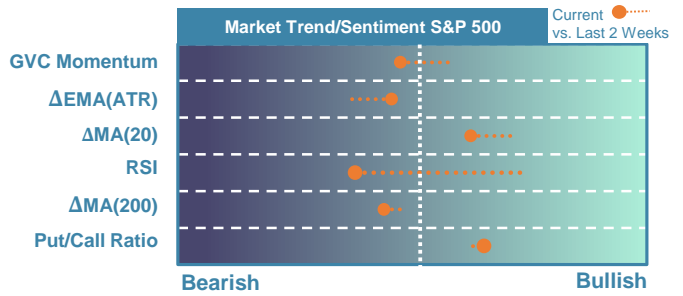
Market Index	Last	Daily Var. 22:00 PM	Future 8:43 AM	Yearly Var.
DJ Eurostoxx 50	3.939,19	-0,44%	0,46%	-8,36%
DAX 40	14.343,19	-0,72%	0,42%	-9,71%
CAC 40	6.687,79	-0,14%	0,43%	-6,50%
FTSE 100	7.521,39	-0,61%	0,19%	1,85%
IBEX 35	8.331,90	-0,46%	0,25%	-4,38%

Fixed Income	Last	Daily Var.	Bip Var.	Yearly Var.
Bond Spain 10Y	2,80	-2,61%	-7,50	370,76%
Bond Germany 10Y	1,80	-4,11%	-7,70	1.105,03%
Bond U.K. 10Y	3,08	-0,48%	-1,50	216,98%
High yield (C.S.)	30,45	0,38%	11,50	766,17%



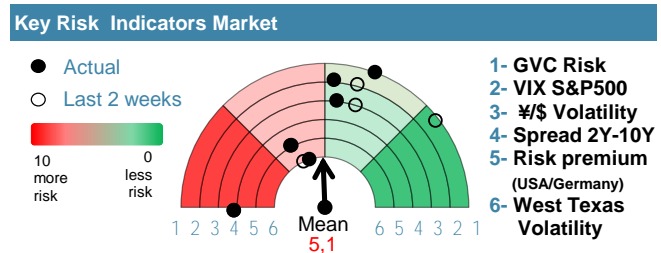
Commodities	Last	Daily Var.	Yearly Var.
Brent Oil	79,35	-4,03%	2,02%
Gold	1.774,54	-0,21%	-2,63%
CRB Index	289,33	-1,06%	17,13%
Copper (USD/LBS)	3,82	0,61%	-14,46%

EEUU & ASIA



Market Index	Last	Daily Var. 22:00 PM	Future 8:43 AM	Yearly Var.
DJ Industrial	33.596,34	-1,03%	0,22%	-7,55%
S&P 500	3.941,26	-1,44%	0,38%	-17,31%
Nasdaq 100	11.549,69	-2,01%	0,53%	-29,23%
Nikkei 225	27.901,01	0,24%	0,00%	-3,15%
Shanghai 30	3.212,53	0,02%	2,51%	-11,74%

Fixed Income	Last	Daily Var.	Bip Var.	Yearly Var.
Bond EEUU 10Y	3,51	-2,39%	-8,60	134,51%
Bond Japan 10Y	0,25	1,20%	0,30	262,86%
Bond China 10Y	2,95	0,89%	2,60	5,93%
High yield (C.S.)	21,18	-1,25%	-26,86	382,09%



Currency	Last	Daily Var.	Yearly Var.
€/\$	1,05	-0,24%	-7,65%
¥/\$	136,66	0,27%	18,67%
£/€	0,86	-0,27%	2,34%
B/\$	16.988	0,10%	-63,35%

Region/ Event	Relevance	Period	Previous	Forecast	Actual	Impact
Wholesale Sales MM	★	Oct 2022	0,40%	-	-	-
Industrial Output (Y.Y)	★★★	Oct 2022	3,60%	2,72%	-	-
PPI (Y.Y)	★★★★	Nov 2022	-1,30%	-1,44%	-1,30%	low
CPI (Y.Y)	★★★★	Nov 2022	2,10%	1,58%	1,60%	medium
U Mich Sentiment Prelim	★★★★	Dec 2022	56,8	57,09	-	-
PPI Final Demand (M.M)	★★	Nov 2022	0,20%	0,19%	-	-