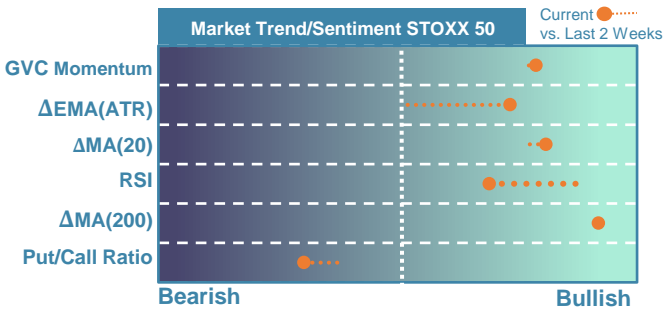
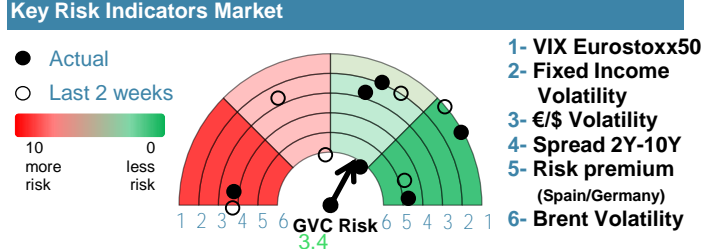


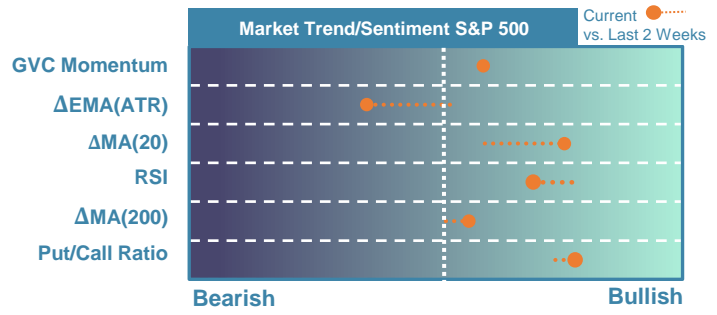
## EUROPE



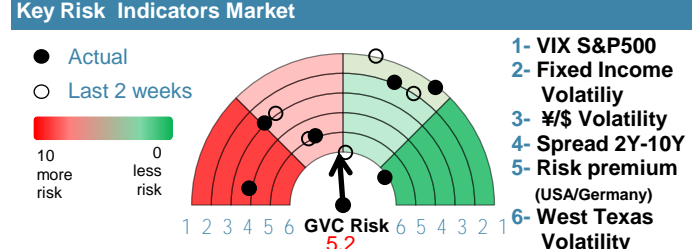
Market Index	Last	Daily Var. 22:00 PM	Future 8:34 AM	Yearly Var.
DJ Eurostoxx 50	4.148,11	-0,12%	0,55%	9,34%
DAX 40	15.081,64	-0,08%	0,54%	8,32%
CAC 40	7.043,88	-0,09%	0,56%	8,81%
FTSE 100	7.744,87	-0,16%	0,34%	3,93%
IBEX 35	8.957,50	-0,11%	0,54%	8,85%
Fixed Income	Last	Daily Var.	Bip Var.	Yearly Var.
Bond Spain 10Y	3,15	0,54%	1,70	-13,76%
Bond Germany 10Y	2,16	-0,05%	-0,10	-15,77%
Bond U.K. 10Y	3,24	-1,10%	-3,60	-11,61%
High yield (C.S.)	19,79	-2,31%	-46,70	-32,92%



## EEU & ASIA



Market Index	Last	Daily Var. 22:00 PM	Future 8:34 AM	Yearly Var.
DJ Industrial	33.743,84	0,03%	0,09%	1,80%
S&P 500	4.016,22	-0,02%	0,21%	4,60%
Nasdaq 100	11.814,69	-0,27%	0,44%	8,00%
Nikkei 225	27.362,75	0,35%	0,00%	4,98%
Shanghai 30	3.264,81	0,00%	3,03%	5,68%
Fixed Income	Last	Daily Var.	Bip Var.	Yearly Var.
Bond EEUU 10Y	3,46	-0,14%	-0,50	-9,63%
Bond Japan 10Y	0,44	7,14%	2,90	4,07%
Bond China 10Y	2,99	0,00%	0,00	3,50%
High yield (C.S.)	16,68	-1,37%	-23,12	-21,86%



Commodities	Last	Daily Var.	Yearly Var.
Brent Oil	86,12	-0,01%	0,24%
Gold	1.929,60	-0,27%	6,28%
CRB Index	302,02	-0,16%	0,23%
Copper (USD/LBS)	4,24	-0,09%	11,39%

Currency	Last	Daily Var.	Yearly Var.
€/\$	1,09	0,28%	1,99%
¥/\$	129,25	-0,74%	-1,54%
£/€	0,88	-0,11%	-0,58%
B/\$	23.688	3,40%	42,86%

Region/ Event	Relevance	Period	Previous	Forecast	Actual	Impact
Initial Jobless	★★★★	W 21 Jan	190.000	204.100	-	-
Build Permits R Number	★	Dec 2022	1.33M	-	-	-
Durable Goods	★★★★	Dec 2022	-2,10%	2,45%	-	-
New Home Sales-Units	★★★★	Dec 2022	0.64M	0.6171M	-	-
GDP Advance	★★★★	Q4 2022	3,20%	2,57%	-	-
Unemployment Rate	★★★	Q4 2022	12,67%	12,46%	-	-
Consumer Confidence	★★★	Jan 2023	102,5	102,69	-	-