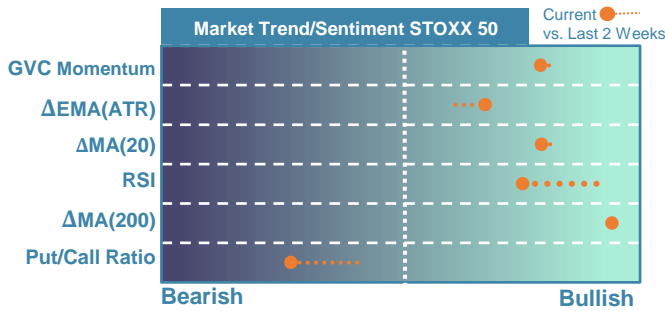
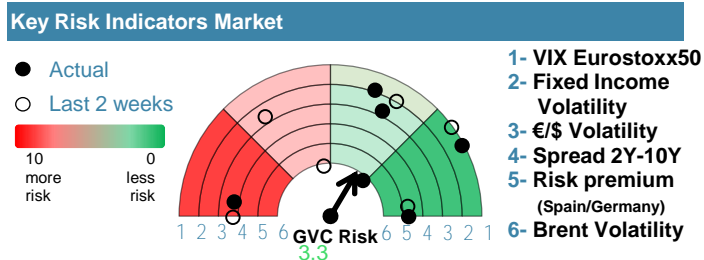


EUROPE

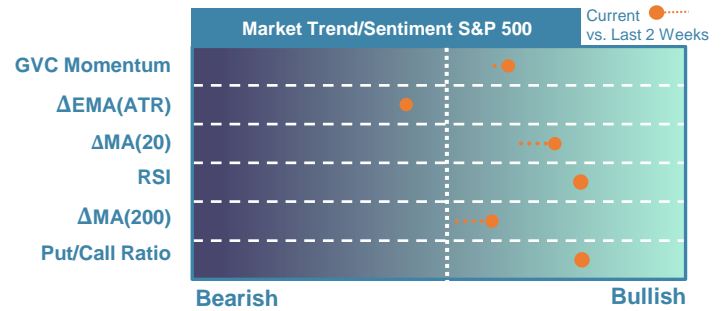


Market Index	Last	Daily Var. 22:00 PM	Future 8:44 AM	Yearly Var.
DJ Eurostoxx 50	4.173,98	0,62%	-0,55%	10,03%
DAX 40	15.132,85	0,34%	-0,39%	8,68%
CAC 40	7.095,99	0,74%	-0,43%	9,61%
FTSE 100	7.761,11	0,21%	-0,57%	4,15%
IBEX 35	9.035,60	0,87%	-0,29%	9,80%
Fixed Income	Last	Daily Var.	Bip Var.	Yearly Var.
Bond Spain 10Y	3,22	2,19%	6,90	-11,87%
Bond Germany 10Y	2,21	2,60%	5,60	-13,58%
Bond U.K. 10Y	3,32	2,31%	7,50	-9,57%
High yield (C.S.)	19,16	-1,26%	-24,50	-35,06%

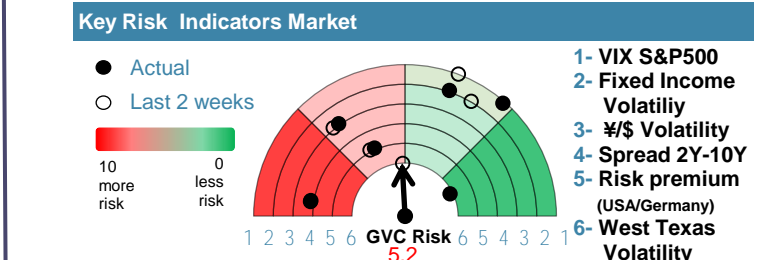


Commodities	Last	Daily Var.	Yearly Var.
Brent Oil	87,47	1,57%	1,82%
Gold	1.926,83	-0,14%	6,12%
CRB Index	304,32	0,76%	0,99%
Copper (USD/LBS)	4,27	0,54%	11,99%

EEU & ASIA



Market Index	Last	Daily Var. 22:00 PM	Future 8:44 AM	Yearly Var.
DJ Industrial	33.949,41	0,61%	-0,42%	2,42%
S&P 500	4.060,43	1,10%	-0,50%	5,75%
Nasdaq 100	12.051,48	2,00%	-0,59%	10,16%
Nikkei 225	27.433,40	-0,12%	0,00%	4,86%
Shanghai 30	3.264,81	0,00%	-2,22%	5,68%
Fixed Income	Last	Daily Var.	Bip Var.	Yearly Var.
Bond EEUU 10Y	3,49	0,84%	2,90	-8,88%
Bond Japan 10Y	0,46	5,75%	2,50	10,05%
Bond China 10Y	2,99	0,00%	0,00	3,50%
High yield (C.S.)	15,10	-3,44%	-53,81	-29,23%



Currency	Last	Daily Var.	Yearly Var.
€/\$	1,09	-0,24%	1,75%
¥/\$	129,78	0,41%	-1,14%
£/€	0,88	-0,41%	-0,99%
B/\$	23.062	-2,64%	39,09%

Region/ Event	Relevance	Period	Previous	Forecast	Actual	Impact
Economic Sentiment	★★★★	Jan 2023	95,8	-	-	-
HICP (Y.Y)	★★★★	Jan 2023	5,50%	-	-	-
Retail Sales (Y.Y)	★★★	Dec 2022	-0,60%	-	-	-
GDP (Pre.) (Y.Y)	★★★★	Q4 2022	1,30%	-	-	-