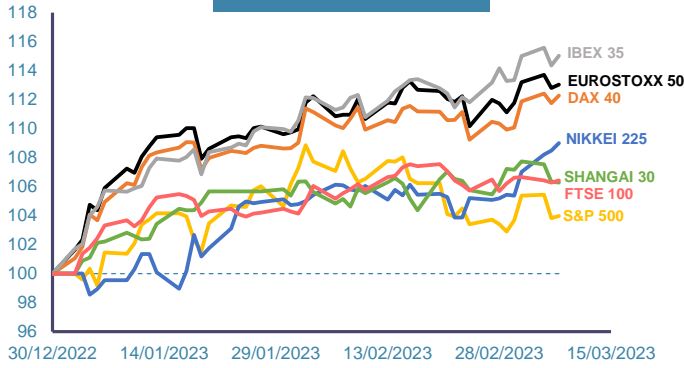
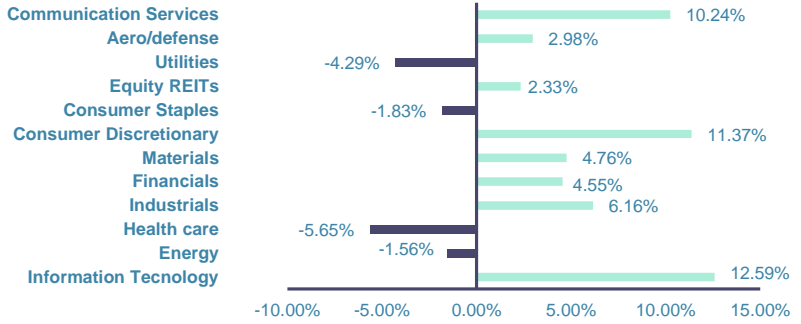


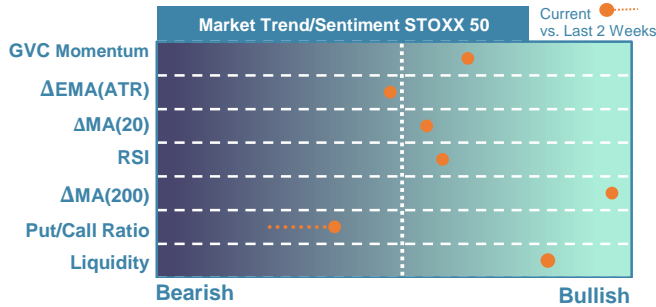
Index's Evolution YTD



MSCI World Sector Evolution YTD

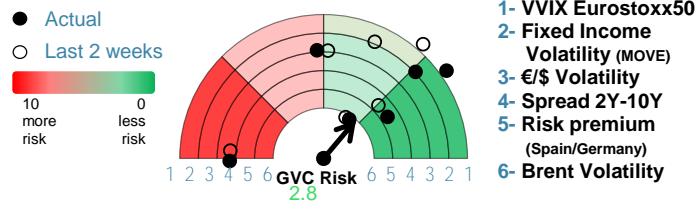


## EUROPE

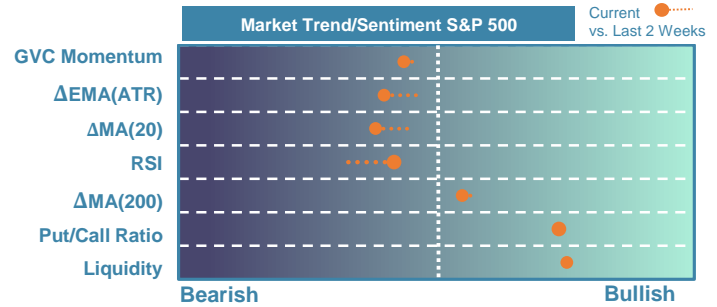


Market Index	Last	Daily Var. 22:00 PM	Future 8:47 AM	Yearly Var.
DJ Eurostoxx 50	4,288.45	0.22%	-0.26%	13.04%
DAX 40	15,631.87	0.46%	-0.27%	12.27%
CAC 40	7,324.76	-0.20%	-0.17%	13.15%
FTSE 100	7,929.92	0.13%	-0.25%	6.42%
IBEX 35	9,466.10	0.58%	-0.22%	15.03%
Fixed Income	Last	Daily Var.	Bip Var.	Yearly Var.
Bond Spain 10Y	3.65	-1.99%	-7.40	0.16%
Bond Germany 10Y	2.65	-1.86%	-5.00	3.24%
Bond U.K. 10Y	3.76	-1.49%	-5.70	2.56%
High yield (C.S.)	28.77	25.15%	578.20	-2.48%

### Key Risk Indicators Market

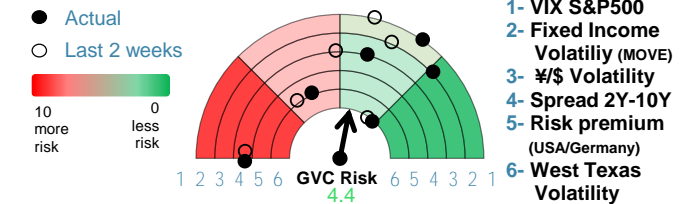


## EEUU & ASIA



Market Index	Last	Daily Var. 22:00 PM	Future 8:47 AM	Yearly Var.
DJ Industrial	32,798.40	-0.18%	-0.08%	-1.05%
S&P 500	3,992.01	0.14%	-0.16%	3.97%
Nasdaq 100	12,215.33	0.52%	-0.28%	11.66%
Nikkei 225	28,623.15	0.48%	0.00%	9.00%
Shanghai 30	3,283.25	-0.06%	-0.64%	6.28%
Fixed Income	Last	Daily Var.	Bip Var.	Yearly Var.
Bond EEUU 10Y	3.98	0.03%	0.10	3.79%
Bond Japan 10Y	0.51	0.80%	0.40	20.81%
Bond China 10Y	2.90	0.21%	0.60	0.42%
High yield (C.S.)	23.22	1.73%	39.39	8.81%

### Key Risk Indicators Market



Commodities	Last	Daily Var.	Yearly Var.
Brent Oil	82.66	-0.76%	-3.78%
Gold	1,820.80	0.08%	0.28%
CRB Index	292.23	-0.94%	-3.02%
Copper (USD/LBS)	4.03	1.31%	5.68%

Currency	Last	Daily Var.	Yearly Var.
€/\$	1.05	-0.02%	-1.48%
¥/\$	137.21	-0.13%	4.52%
£/€	0.89	-0.01%	0.47%
B/\$	22,001	-0.25%	32.69%

Region/ Event	Relevance	Period	Previous	Forecast	Actual	Impact
Initial Jobless	★★★★	W 04 Mar	190,000	196,700	-	-