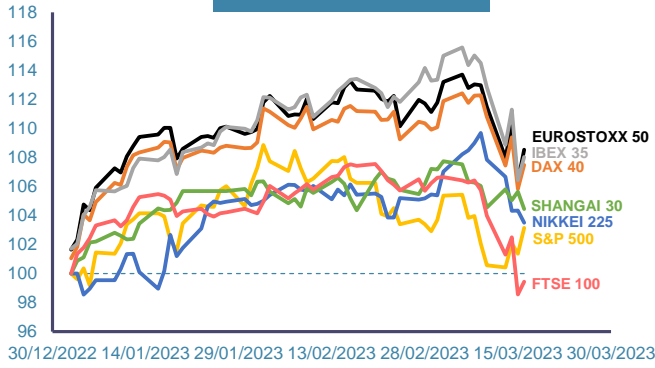
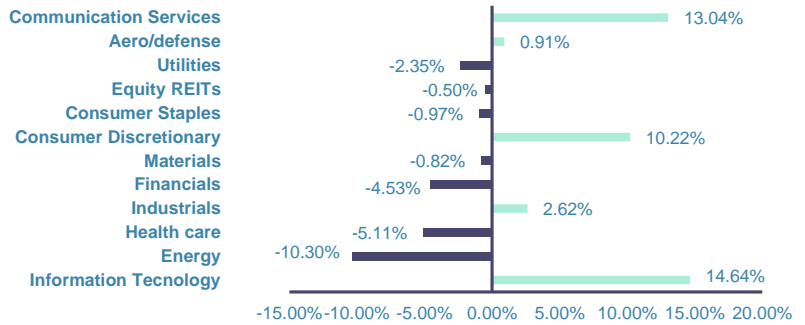


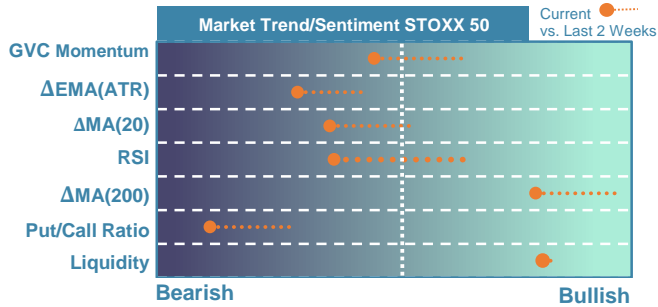
Index's Evolution YTD



MSCI World Sector Evolution YTD

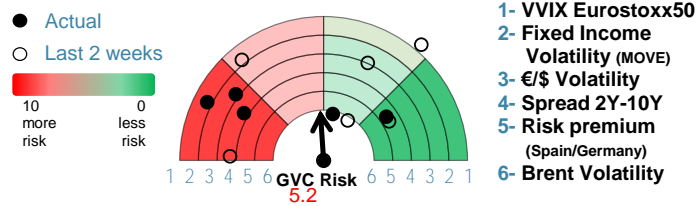


EUROPE

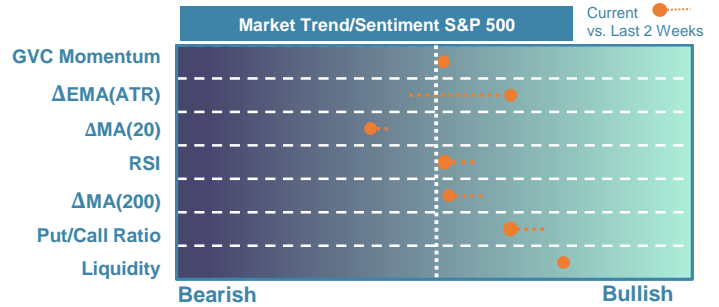


Market Index	Last	Daily Var. 22:00 PM	Future 8:26 AM	Yearly Var.
DJ Eurostoxx 50	4,116.98	2.03%	0.70%	8.52%
DAX 40	14,967.10	1.57%	0.31%	7.49%
CAC 40	7,025.72	2.03%	0.89%	8.53%
FTSE 100	7,410.03	0.89%	0.78%	-0.56%
IBEX 35	8,890.20	1.50%	0.59%	8.03%
Fixed Income	Last	Daily Var.	Bip Var.	Yearly Var.
Bond Spain 10Y	3.34	2.90%	9.40	-8.44%
Bond Germany 10Y	2.24	5.90%	12.50	-12.45%
Bond U.K. 10Y	3.43	3.19%	10.60	-6.62%
High yield (C.S.)	83.57	2.80%	227.80	183.30%

Key Risk Indicators Market

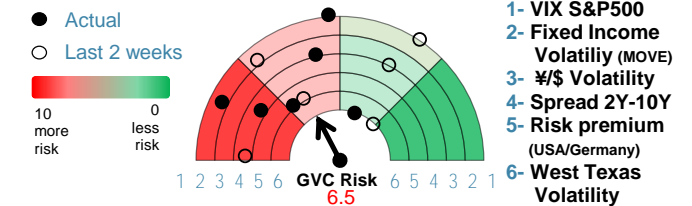


EEUU & ASIA



Market Index	Last	Daily Var. 22:00 PM	Future 8:26 AM	Yearly Var.
DJ Industrial	32,246.55	1.17%	-0.05%	-2.72%
S&P 500	3,960.28	1.76%	0.10%	3.15%
Nasdaq 100	12,581.39	2.69%	0.25%	15.01%
Nikkei 225	27,333.79	-0.80%	0.00%	3.51%
Shanghai 30	3,226.89	-1.12%	2.42%	4.46%
Fixed Income	Last	Daily Var.	Bip Var.	Yearly Var.
Bond EEUU 10Y	3.58	2.55%	8.90	-6.47%
Bond Japan 10Y	0.29	-12.20%	-4.00	-31.10%
Bond China 10Y	2.86	-0.70%	-2.00	-0.90%
High yield (C.S.)	71.24	0.27%	19.46	233.76%

Key Risk Indicators Market



Commodities	Last	Daily Var.	Yearly Var.
Brent Oil	74.70	1.37%	-13.05%
Gold	1,918.06	-0.57%	5.64%
CRB Index	281.18	1.04%	-6.69%
Copper (USD/LBS)	3.86	0.56%	1.42%

Currency	Last	Daily Var.	Yearly Var.
€/\$	1.06	0.28%	-0.91%
¥/\$	133.39	0.37%	1.61%
£/€	0.88	0.15%	-1.17%
B/\$	24,956	1.68%	50.51%

Region/ Event	Relevance	Period	Previous	Forecast	Actual	Impact
U Mich Sentiment Prelim	★★★★	Mar 2023	67	66.94	-	-
Industrial Production (M.M)	★★★★	Feb 2023	0%	0.11%	-	-
Capacity Utilization	★★★★	Feb 2023	78.30%	78.28%	-	-
HICP Final (Y.Y)	★★★★	Feb 2023	8.50%	8.50%	-	-