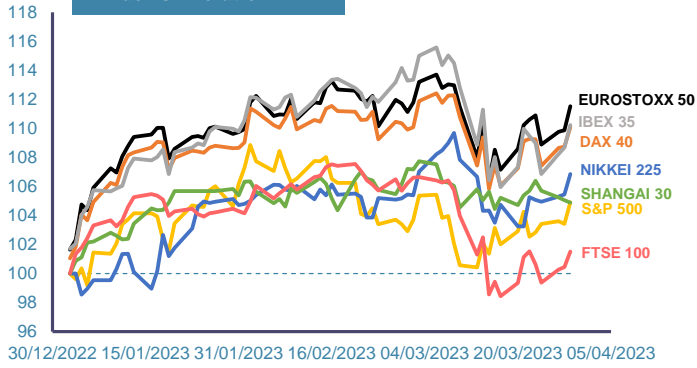
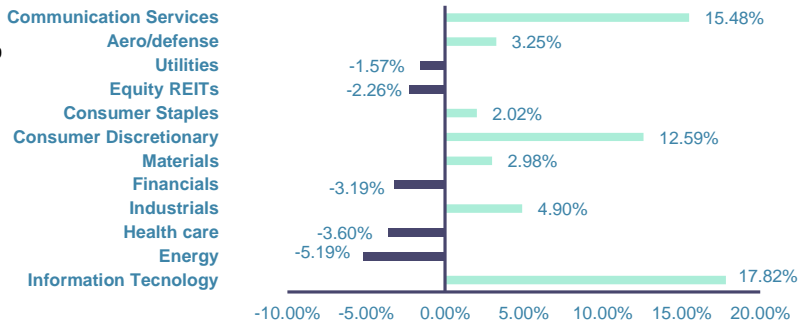


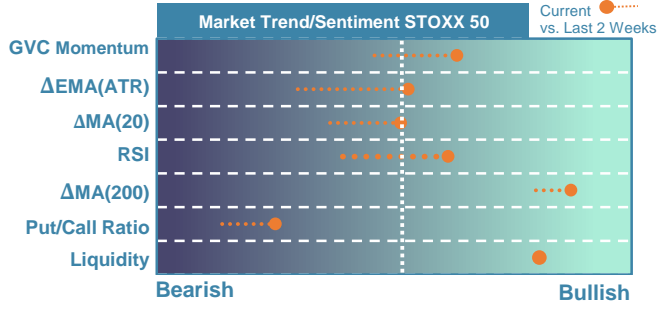
Index's Evolution YTD



MSCI World Sector Evolution YTD

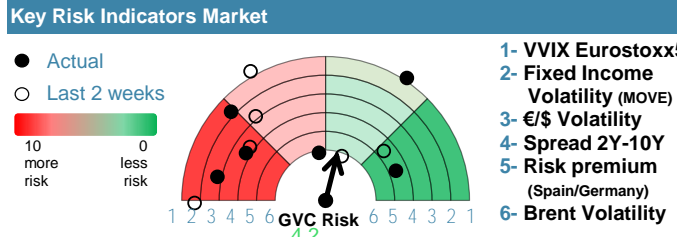


EUROPE

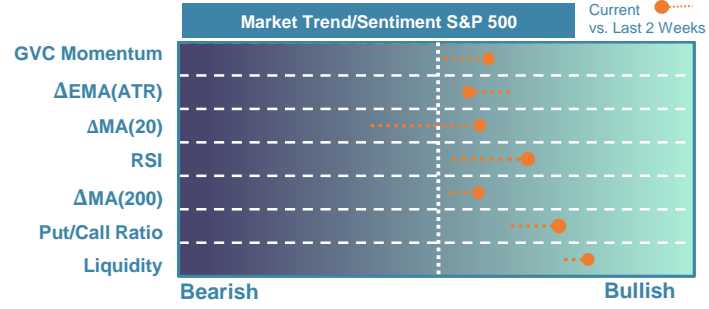


Market Index	Last	Daily Var. 22:00 PM	Future 8:14 AM	Yearly Var.
DJ Eurostoxx 50	4,231.27	1.51%	0.60%	11.54%
DAX 40	15,328.78	1.23%	0.61%	10.09%
CAC 40	7,186.99	1.39%	0.00%	11.02%
FTSE 100	7,564.27	1.07%	0.50%	1.51%
IBEX 35	9,070.70	1.41%	0.00%	10.23%

Fixed Income	Last	Daily Var.	Bip Var.	Yearly Var.
Bond Spain 10Y	3.33	0.06%	0.20	-8.74%
Bond Germany 10Y	2.31	0.92%	2.10	-10.03%
Bond U.K. 10Y	3.47	0.46%	1.60	-5.42%
High Yield Ind. (ICE)	369.17	0.19%	-	2.35%

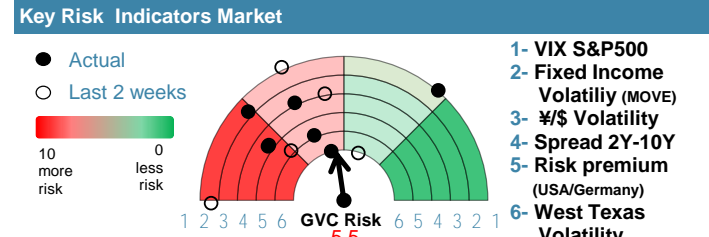


EEUU & ASIA



Market Index	Last	Daily Var. 22:00 PM	Future 8:14 AM	Yearly Var.
DJ Industrial	32,717.60	1.00%	0.17%	-1.30%
S&P 500	4,027.81	1.42%	0.19%	4.90%
Nasdaq 100	12,846.03	1.87%	0.10%	17.43%
Nikkei 225	27,729.70	1.33%	0.51%	6.86%
Shanghai 30	3,240.06	-0.16%	-0.19%	4.88%

Fixed Income	Last	Daily Var.	Bip Var.	Yearly Var.
Bond EEUU 10Y	3.57	-0.06%	-0.20	-6.92%
Bond Japan 10Y	0.30	-5.96%	-1.90	-28.23%
Bond China 10Y	2.87	0.03%	0.10	-0.66%
H. Yield Ind. (ICE)	1,435.28	0.52%	-	2.40%



Commodities	Last	Daily Var.	Yearly Var.
Brent Oil	78.28	-0.47%	-8.88%
Gold	1,965.52	-0.21%	8.25%
CRB Index	288.31	-0.28%	-4.32%
Copper (USD/LBS)	4.09	0.02%	7.24%

Currency	Last	Daily Var.	Yearly Var.
€/€	1.08	0.01%	1.32%
¥/\$	132.66	1.37%	1.06%
£/€	0.88	0.12%	-0.83%
B/\$	28,326	4.24%	70.84%

Region/ Event	Relevance	Period	Previous	Forecast	Actual	Impact
Initial Jobless	★★★★	W 25 Mar	191K	195.1K	-	-
GDP (f.)	★★★★	Q4 2022	2.70%	2.71%	-	-
HICP (Pre.) (Y.Y)	★★★★	Mar 2023	9.30%	7.57%	-	-
CPI (Pre.) (Y.Y)	★★★★	Mar 2023	8.70%	7.29%	-	-
Cons. Conf. (f.)	★★★★	Mar 2023	-19.2	-19.24	-	-
Ec. Sentiment	★★★★	Mar 2023	99.7	99.78	-	-
HICP (Y.Y)	★★★★	Mar 2023	6%	3.77%	-	-
Retail Sales (Y.Y)	★★★	Feb 2023	5.50%	-	-	-