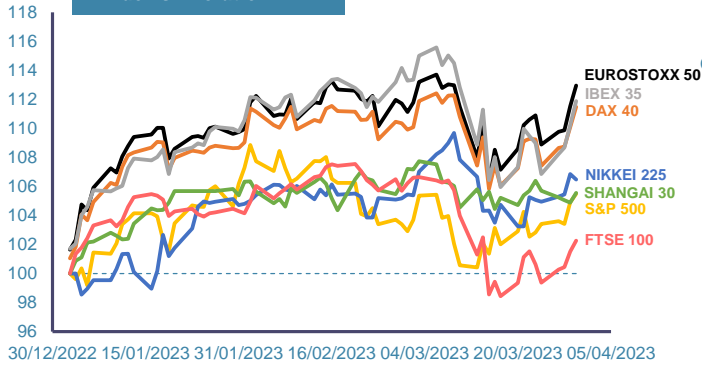
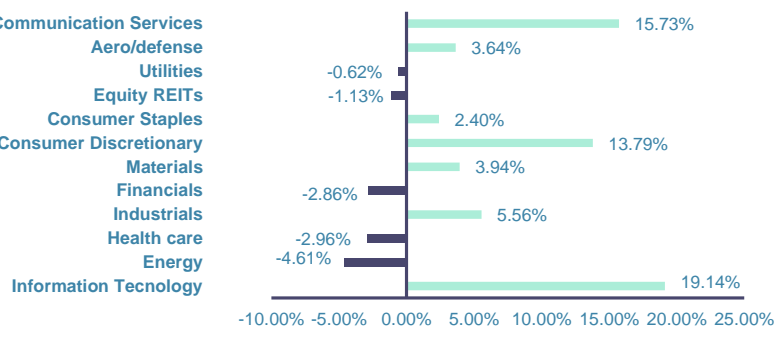


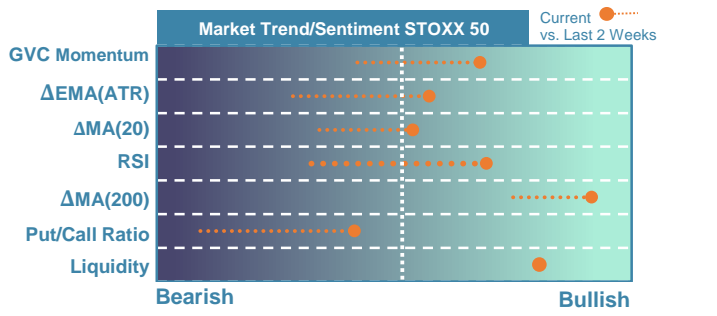
Index's Evolution YTD



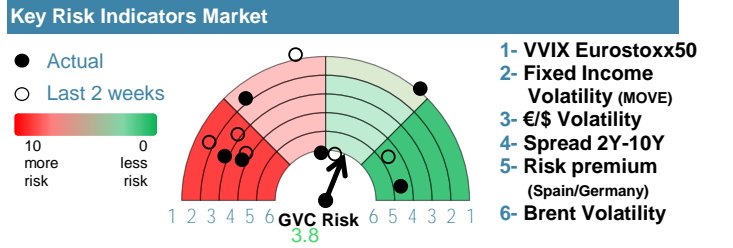
MSCI World Sector Evolution YTD



EUROPE

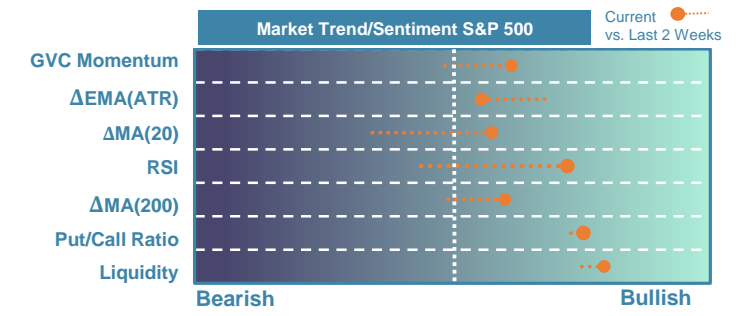


Market Index	Last	Daily Var. 22:00 PM	Future 8:29 AM	Yearly Var.
DJ Eurostoxx 50	4,285.42	1.28%	0.00%	12.96%
DAX 40	15,522.40	1.26%	0.11%	11.48%
CAC 40	7,263.37	1.06%	0.12%	12.20%
FTSE 100	7,620.43	0.74%	-0.02%	2.26%
IBEX 35	9,207.10	1.50%	0.02%	11.88%
Fixed Income	Last	Daily Var.	Bip Var.	Yearly Var.
Bond Spain 10Y	3.40	1.98%	6.60	-6.94%
Bond Germany 10Y	2.37	2.65%	6.10	-7.65%
Bond U.K. 10Y	3.52	1.30%	4.50	-4.20%
H.Yield ICE BofA	370.31	0.31%	-	2.67%

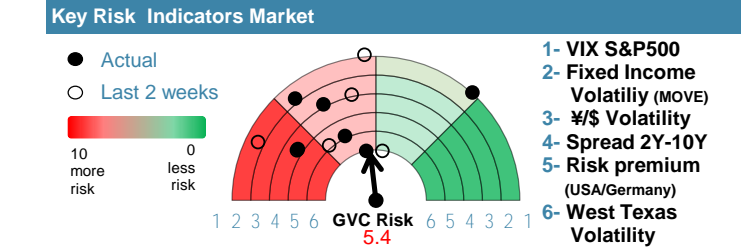


Commodities	Last	Daily Var.	Yearly Var.
Brent Oil	79.27	1.26%	-7.73%
Gold	1,974.42	0.45%	8.75%
CRB Index	290.19	0.65%	-3.70%
Copper (USD/LBS)	4.10	0.22%	7.48%

EEUU & ASIA



Market Index	Last	Daily Var. 22:00 PM	Future 8:29 AM	Yearly Var.
DJ Industrial	32,859.03	0.43%	0.04%	-0.87%
S&P 500	4,050.83	0.57%	0.12%	5.50%
Nasdaq 100	12,963.14	0.91%	0.13%	18.50%
Nikkei 225	28,041.48	-0.36%	0.90%	6.47%
Shanghai 30	3,261.25	0.65%	0.99%	5.57%
Fixed Income	Last	Daily Var.	Bip Var.	Yearly Var.
Bond EEUU 10Y	3.55	-0.42%	-1.50	-7.31%
Bond Japan 10Y	0.32	7.00%	2.10	-23.21%
Bond China 10Y	2.86	-0.18%	-0.50	-0.83%
H.Yield ICE BofA	1,440.94	0.39%	-	2.81%



Currency	Last	Daily Var.	Yearly Var.
€/€	1.09	0.53%	1.86%
¥/\$	132.79	0.10%	1.16%
£/€	0.88	0.18%	-0.65%
B/\$	28,107	-0.78%	69.51%

Region/ Event	Relevance	Period	Previous	Forecast	Actual	Impact
Unemployment Rate	★★★★	Mar 2023	5.5K	5.51K	-	-
Unemployment Rate	★★★★	Feb 2023	6.70%	6.67%	-	-
Consumption (Adj.) (M.M)	★★★★	Feb 2023	1.80%	0.24%	-	-
Michigan Sentiment (f.)	★★★★	Mar 2023	63.4	62.94	-	-
CPI (Pre.) (Y.Y)	★★★★	Mar 2023	7.30%	6.49%	-	-
HICP (Y.Y)	★★★★	Mar 2023	8.50%	7.25%	-	-
CPI (Pre.) (Y.Y)	★★★★	Mar 2023	9.80%	8.96%	-	-
Retail Sales (Y.Y)	★★★★	Feb 2023	-6.90%	-	-7.10%	Low
National House Prices	★★★★	Mar 2023	-1.10%	-2.39%	-3.10%	Low