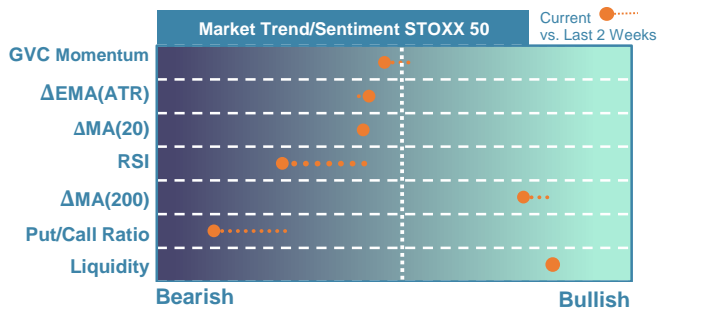
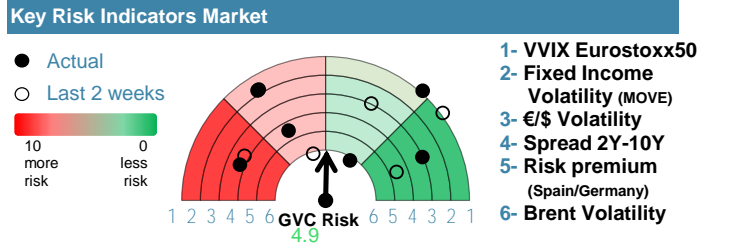


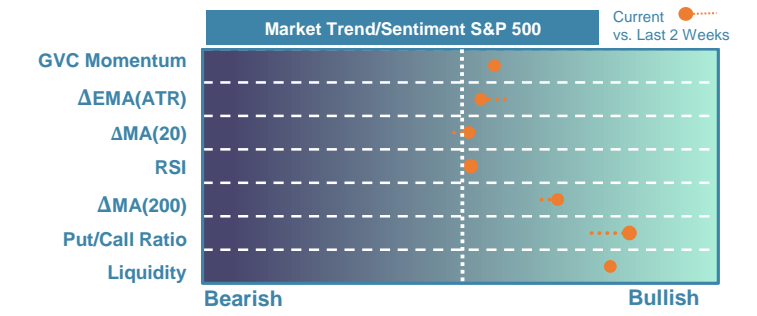
**EUROPE**



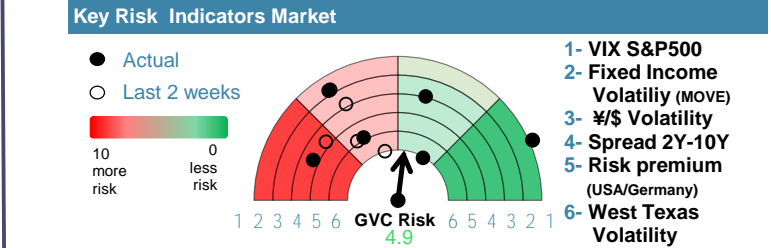
Market Index	Last	Daily Var. 22:00 PM	Future 8:28 AM	Yearly Var.
DJ Eurostoxx 50	4,269.64	0.14%	0.12%	12.55%
DAX 40	15,793.80	-0.31%	0.03%	13.43%
CAC 40	7,229.27	-0.33%	0.26%	11.67%
FTSE 100	7,570.87	-0.74%	0.09%	1.60%
IBEX 35	9,116.10	-0.52%	-0.02%	10.78%
Fixed Income	Last	Daily Var.	Bip Var.	Yearly Var.
Bond Spain 10Y	3.56	1.02%	3.60	-2.55%
Bond Germany 10Y	2.49	1.51%	3.70	-2.85%
Bond U.K. 10Y	4.38	3.92%	16.50	19.30%
H.Yield ICE BofA	374.02	0.00%	-	3.70%



**EEUU & ASIA**



Market Index	Last	Daily Var. 22:00 PM	Future 8:28 AM	Yearly Var.
DJ Industrial	32,764.65	-0.11%	-0.04%	-1.15%
S&P 500	4,151.28	0.88%	-0.09%	8.12%
Nasdaq 100	13,938.53	2.46%	-0.04%	27.41%
Nikkei 225	30,916.31	0.39%	0.36%	18.04%
Shanghai 30	3,201.26	-0.11%	-1.14%	3.63%
Fixed Income	Last	Daily Var.	Bip Var.	Yearly Var.
Bond EEUU 10Y	3.82	2.12%	7.90	-0.41%
Bond Japan 10Y	0.43	5.62%	2.30	3.35%
Bond China 10Y	2.72	0.22%	0.60	-5.86%
H.Yield ICE BofA	1,449.53	0.00%	-	3.42%



Commodities	Last	Daily Var.	Yearly Var.
Brent Oil	76.26	-2.68%	-11.23%
Gold	1,944.80	-1.24%	7.11%
CRB Index	285.96	-1.59%	-5.10%
Copper (USD/LBS)	3.59	0.74%	-5.84%

Currency	Last	Daily Var.	Yearly Var.
€/€	1.07	-0.27%	0.16%
¥/\$	139.92	0.54%	6.59%
£/€	0.87	-0.07%	-1.97%
B/\$	26,487	0.48%	59.74%

Region/ Event	Relevance	Period	Previous	Forecast	Actual	Impact
Michigan Sentiment (f.)	★★★★	May 2023	57.7	57.91	-	-
Consumer Confidence	★★★	May 2023	83	83.6	-	-
Consumer Confidence	★★★	May 2023	105.5	105.36	-	-
Retail Sales (Y.Y)	★★★★	Apr 2023	-3.10%	-2.62%	-3%	Medium
Durable Goods	★★★★	Apr 2023	3.20%	-0.93%	-	-