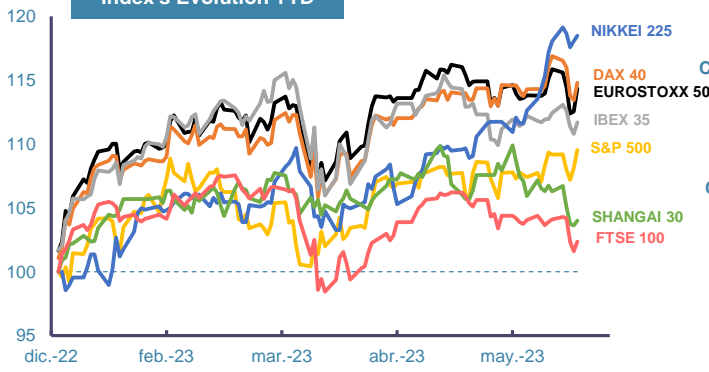
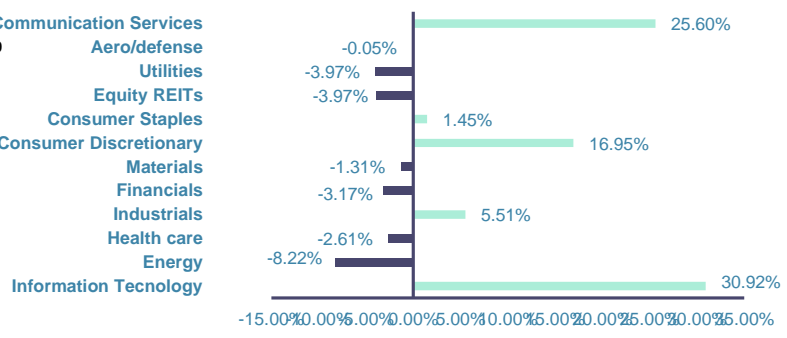


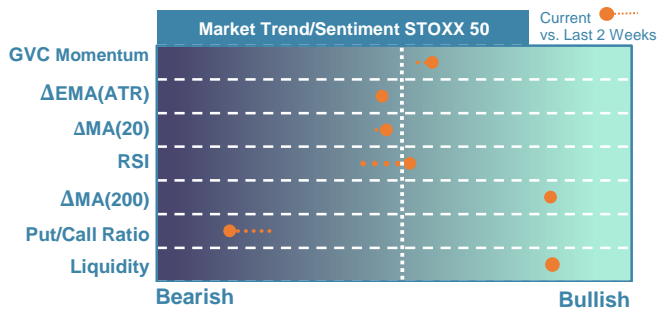
Index's Evolution YTD



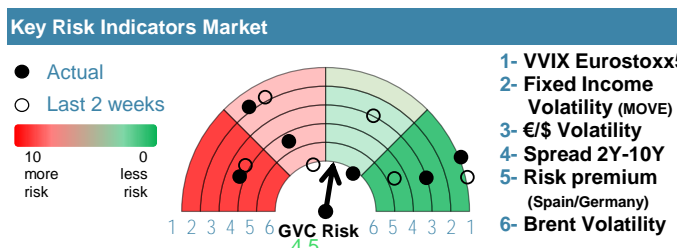
MSCI World Sector Evolution YTD



EUROPE

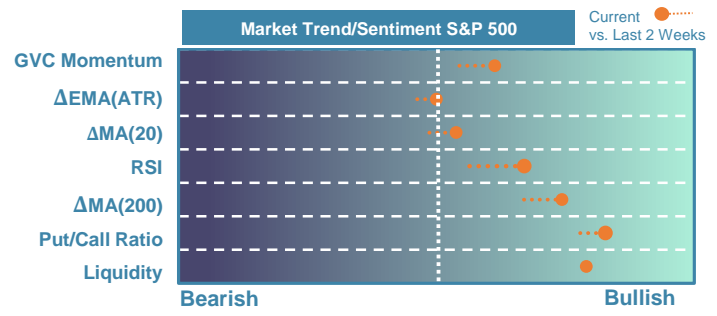


Market Index	Last	Daily Var. 22:00 PM	Future 8:08 AM	Yearly Var.
DJ Eurostoxx 50	4,337.50	1.59%	0.12%	14.34%
DAX 40	15,983.97	1.20%	0.14%	14.80%
CAC 40	7,319.18	1.24%	0.00%	13.06%
FTSE 100	7,627.20	0.74%	0.00%	2.35%
IBEX 35	9,191.10	0.82%	0.00%	11.69%
Fixed Income	Last	Daily Var.	Bip Var.	Yearly Var.
Bond Spain 10Y	3.60	1.38%	4.90	-1.21%
Bond Germany 10Y	2.54	2.01%	5.00	-0.90%
Bond U.K. 10Y	4.33	-0.98%	-4.30	18.13%
H.Yield ICE BofA	373.70	0.00%	-	3.61%

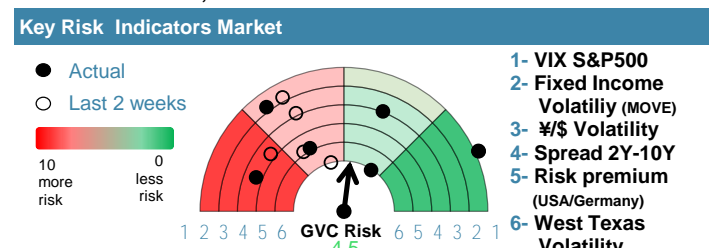


Commodities	Last	Daily Var.	Yearly Var.
Brent Oil	76.95	0.90%	-10.43%
Gold	1,940.40	-0.23%	6.87%
CRB Index	288.45	0.87%	-4.27%
Copper (USD/LBS)	3.68	2.62%	-3.37%

EEUU & ASIA



Market Index	Last	Daily Var. 22:00 PM	Future 8:08 AM	Yearly Var.
DJ Industrial	33,093.34	1.00%	0.20%	-0.16%
S&P 500	4,205.45	1.30%	0.32%	9.53%
Nasdaq 100	14,298.41	2.58%	0.53%	30.70%
Nikkei 225	31,222.95	0.37%	0.87%	18.48%
Shanghai 30	3,212.50	0.35%	-0.79%	3.99%
Fixed Income	Last	Daily Var.	Bip Var.	Yearly Var.
Bond EEUU 10Y	3.80	-0.50%	-1.90	-0.90%
Bond Japan 10Y	0.41	-5.09%	-2.20	-1.91%
Bond China 10Y	2.72	0.33%	0.90	-5.55%
H.Yield ICE BofA	1,448.82	0.03%	-	3.37%



Currency	Last	Daily Var.	Yearly Var.
€/\$	1.07	0.04%	0.20%
¥/\$	140.57	0.46%	7.08%
£/€	0.87	-0.20%	-2.16%
B/\$	26,735	0.94%	61.24%

Region/ Event	Relevance	Period	Previous	Forecast	Actual	Impact
---------------	-----------	--------	----------	----------	--------	--------

No relevant macroeconomic indicators