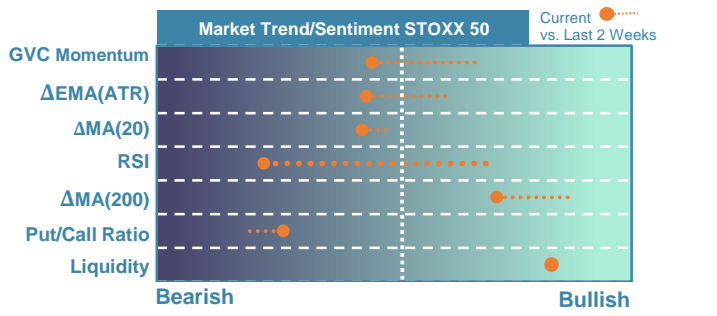
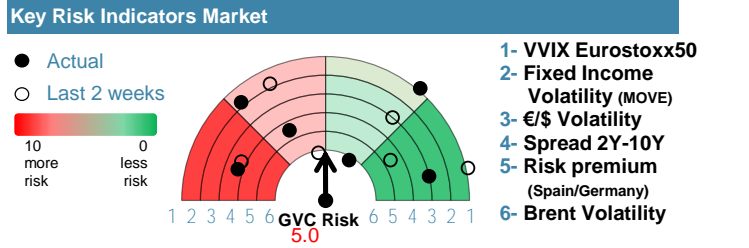


EUROPE

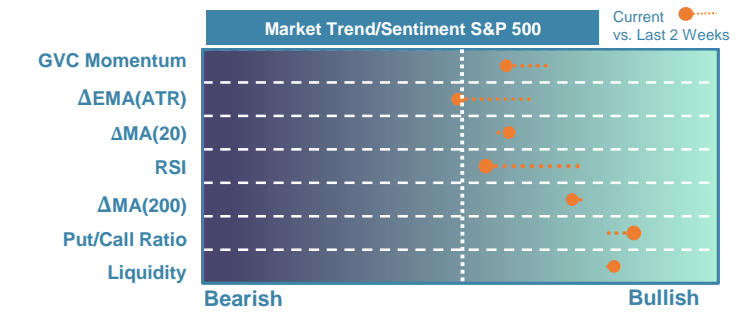


Market Index	Last	Daily Var. 22:00 PM	Future 8:31 AM	Yearly Var.
DJ Eurostoxx 50	4,218.05	-1.71%	0.78%	11.19%
DAX 40	15,664.02	-1.54%	0.66%	12.50%
CAC 40	7,098.70	-1.54%	0.69%	9.65%
FTSE 100	7,446.14	-1.01%	0.24%	-0.08%
IBEX 35	9,050.20	-1.28%	0.86%	9.98%

Fixed Income	Last	Daily Var.	Bip Var.	Yearly Var.
Bond Spain 10Y	3.33	-2.20%	-7.50	-8.61%
Bond Germany 10Y	2.27	-3.03%	-7.10	-11.44%
Bond U.K. 10Y	4.18	-1.53%	-6.50	13.90%
H.Yield ICE BofA	374.73	0.03%	-	3.90%

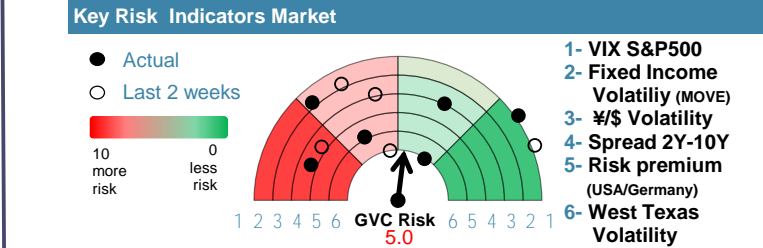


EEUU & ASIA



Market Index	Last	Daily Var. 22:00 PM	Future 8:31 AM	Yearly Var.
DJ Industrial	32,908.27	-0.41%	-0.04%	-0.72%
S&P 500	4,179.83	-0.61%	0.10%	8.86%
Nasdaq 100	14,254.09	-0.70%	-0.03%	30.30%
Nikkei 225	31,148.01	-1.41%	0.91%	18.37%
Shanghai 30	3,204.56	-0.61%	0.07%	3.73%

Fixed Income	Last	Daily Var.	Bip Var.	Yearly Var.
Bond EEUU 10Y	3.63	-1.35%	-5.00	-5.17%
Bond Japan 10Y	0.43	-1.15%	-0.50	2.87%
Bond China 10Y	2.71	-0.44%	-1.20	-5.90%
H.Yield ICE BofA	1,453.91	-0.08%	-	3.73%



Commodities	Last	Daily Var.	Yearly Var.
Brent Oil	72.66	-1.20%	-15.42%
Gold	1,971.45	0.67%	8.58%
CRB Index	281.08	-0.63%	-6.72%
Copper (USD/LBS)	3.65	-0.65%	-4.33%

Currency	Last	Daily Var.	Yearly Var.
€/€	1.07	-0.42%	-0.13%
¥/\$	139.18	-0.42%	6.03%
£/€	0.86	-0.49%	-3.05%
B/\$	27,280	-1.57%	64.53%

Region/ Event	Relevance	Period	Previous	Forecast	Actual	Impact
Manufacture PMI	★★★★	May 2023	42.9	42.9	-	-
Manufacture PMI	★★★★	May 2023	46.8	45.79	-	-
Manufacture PMI	★★★★	May 2023	46.1	46.1	-	-
Manufacture PMI	★★★★	May 2023	44.6	44.6	-	-
Unemployment Rate	★★★★	Apr 2023	6.50%	6.50%	-	-
Manufacture PMI	★★★★	May 2023	46.9	46.89	-	-
Initial Jobless	★★★★	W 27 May	229,000	233,800	-	-
HICP (Y.Y)	★★★★	May 2023	7%	6.32%	-	-
Retail Sales (Y.Y)	★★★★	Apr 2023	-8.60%	-5.55%	-4.30%	Medium