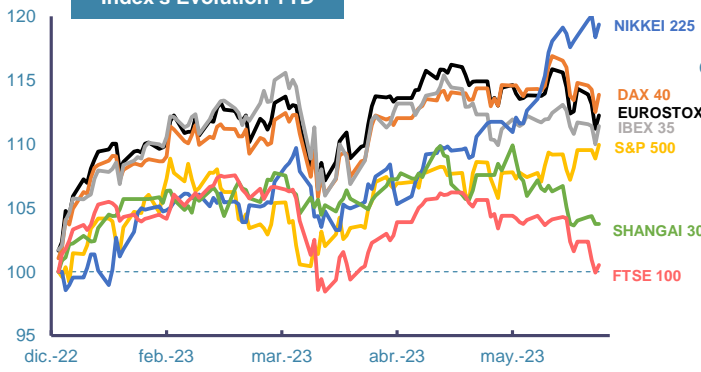
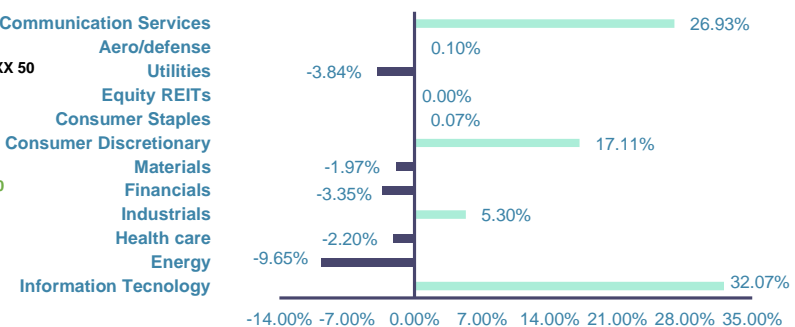


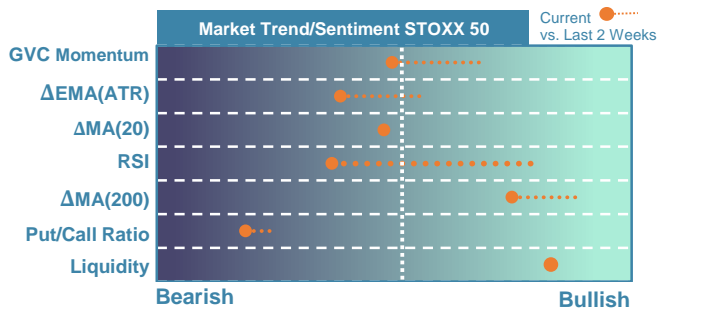
Index's Evolution YTD



MSCI World Sector Evolution YTD

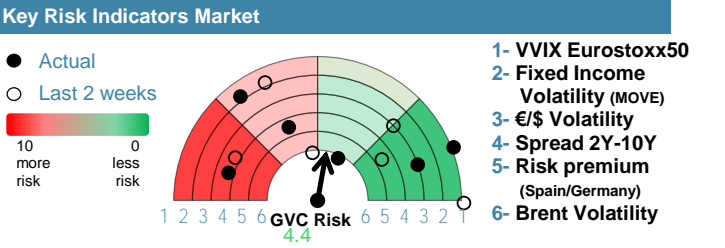


EUROPE

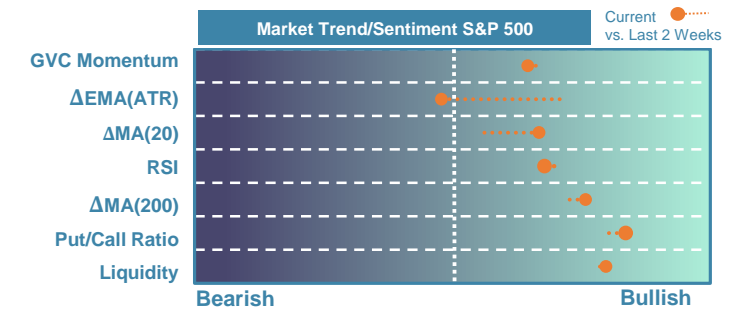


Market Index	Last	Daily Var. 22:00 PM	Future 8:21 AM	Yearly Var.
DJ Eurostoxx 50	4,257.61	0.94%	0.54%	12.23%
DAX 40	15,853.66	1.21%	0.52%	13.86%
CAC 40	7,137.43	0.55%	0.53%	10.25%
FTSE 100	7,490.27	0.59%	0.32%	0.52%
IBEX 35	9,167.50	1.30%	0.42%	11.40%

Fixed Income	Last	Daily Var.	Bip Var.	Yearly Var.
Bond Spain 10Y	3.30	-1.02%	-3.40	-9.54%
Bond Germany 10Y	2.26	-0.40%	-0.90	-11.79%
Bond U.K. 10Y	4.12	-1.32%	-5.50	12.40%
H.Yield ICE BofA	374.78	0.01%	-	3.91%

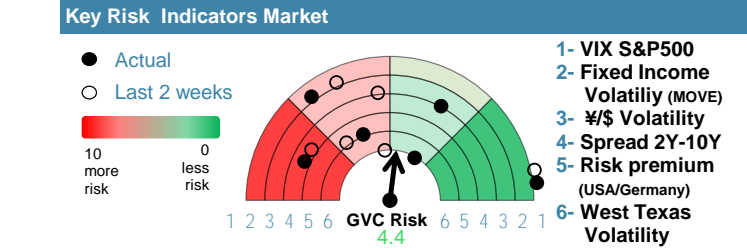


EEUU & ASIA



Market Index	Last	Daily Var. 22:00 PM	Future 8:21 AM	Yearly Var.
DJ Industrial	33,061.57	0.47%	0.21%	-0.26%
S&P 500	4,221.02	0.99%	0.20%	9.94%
Nasdaq 100	14,441.51	1.31%	0.21%	32.01%
Nikkei 225	31,524.22	0.84%	1.22%	19.37%
Shanghai 30	3,204.63	0.00%	4.52%	3.74%

Fixed Income	Last	Daily Var.	Bip Var.	Yearly Var.
Bond EEUU 10Y	3.61	-0.79%	-2.80	-5.91%
Bond Japan 10Y	0.42	-1.40%	-0.60	1.44%
Bond China 10Y	2.71	-0.26%	-0.70	-6.14%
H.Yield ICE BofA	1,458.41	0.31%	-	4.05%



Commodities	Last	Daily Var.	Yearly Var.
Brent Oil	74.28	2.23%	-13.54%
Gold	1,979.00	0.38%	9.00%
CRB Index	285.01	1.40%	-5.42%
Copper (USD/LBS)	3.72	2.00%	-2.41%

Currency	Last	Daily Var.	Yearly Var.
€/\$	1.08	0.67%	0.54%
¥/\$	138.76	-0.31%	5.70%
£/€	0.86	-0.35%	-3.39%
B/\$	26,839	-1.62%	61.87%

Region/ Event	Relevance	Period	Previous	Forecast	Actual	Impact
Non-Farm Payrolls	★★★★	May 2023	253,000	192,000	-	-
Unemployment Rate	★★★★	May 2023	3.40%	3.46%	-	-
Average Earnings (Y.Y)	★★★★	May 2023	4.40%	4.36%	-	-