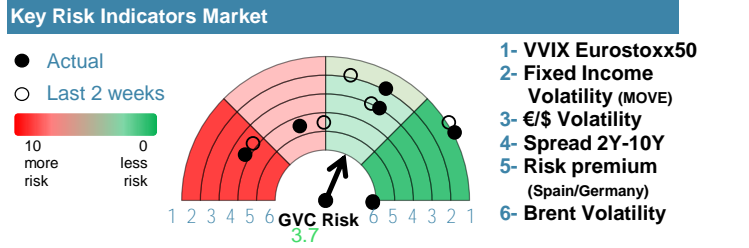


EUROPE

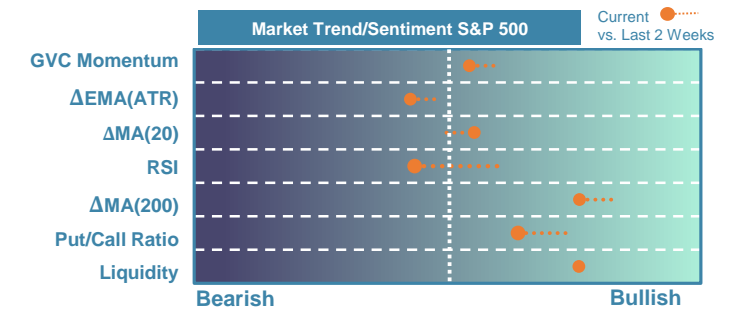


Market Index	Last	Daily Var. 22:00 PM	Future 8:29 AM	Yearly Var.
DJ Eurostoxx 50	4,245.88	-1.14%	-0.21%	11.92%
DAX 40	15,727.12	-1.05%	-0.21%	12.95%
CAC 40	7,276.14	-1.39%	-0.39%	12.39%
FTSE 100	7,652.94	-0.76%	-0.04%	2.70%
IBEX 35	9,482.10	-0.71%	-0.04%	15.23%
Fixed Income	Last	Daily Var.	Bip Var.	Yearly Var.
Bond Spain 10Y	3.79	1.39%	5.20	3.87%
Bond Germany 10Y	2.72	1.80%	4.80	6.05%
Bond U.K. 10Y	4.39	0.69%	3.00	19.68%
H.Yield ICE BofA	385.00	-0.02%	-	6.74%

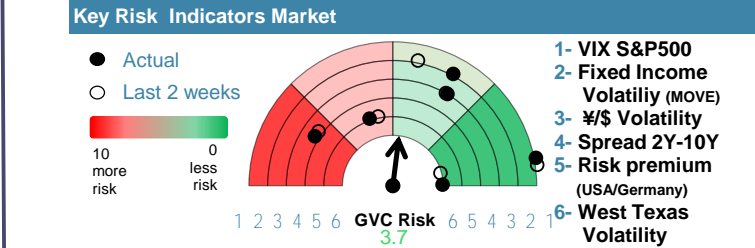


Commodities	Last	Daily Var.	Yearly Var.
Brent Oil	94.43	0.53%	9.92%
Gold	1,926.85	-0.06%	6.13%
CRB Index	325.63	-0.03%	8.07%
Copper (USD/LBS)	3.76	-0.61%	-1.21%

EEUU & ASIA



Market Index	Last	Daily Var. 22:00 PM	Future 8:29 AM	Yearly Var.
DJ Industrial	34,624.30	0.02%	-0.06%	4.46%
S&P 500	4,453.53	0.07%	-0.08%	15.99%
Nasdaq 100	15,225.37	0.15%	-0.16%	39.17%
Nikkei 225	33,242.59	0.00%	-0.72%	28.51%
Shanghai 30	3,125.93	0.26%	0.18%	1.19%
Fixed Income	Last	Daily Var.	Bip Var.	Yearly Var.
Bond EEUU 10Y	4.32	-0.37%	-1.50	12.67%
Bond Japan 10Y	0.71	0.00%	0.00	70.10%
Bond China 10Y	2.68	0.41%	1.10	-7.11%
H.Yield ICE BofA	1,500.29	-0.06%	-	7.04%



Currency	Last	Daily Var.	Yearly Var.
€/\$	1.07	0.33%	-0.11%
¥/\$	147.63	-0.16%	12.46%
£/€	0.86	0.22%	-2.81%
B/\$	26,752	0.29%	61.34%

Region/ Event	Relevance	Period	Previous	Forecast	Actual	Impact
Housing Starts Number	★★★★	Aug 2023	1.45M	1.44M	-	-
Building Permits: Number	★★★★	Aug 2023	1.44M	1.44M	-	-
HICP Final (Y.Y)	★★★★	Aug 2023	5.30%	5.30%	-	-