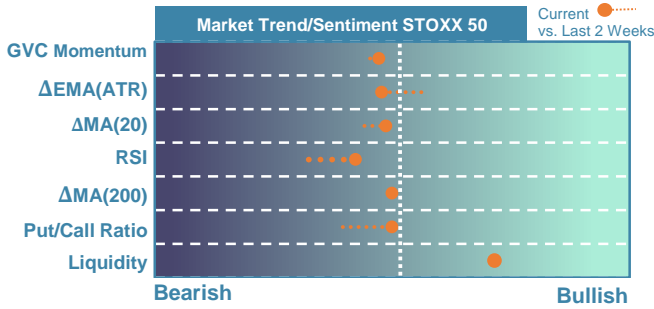
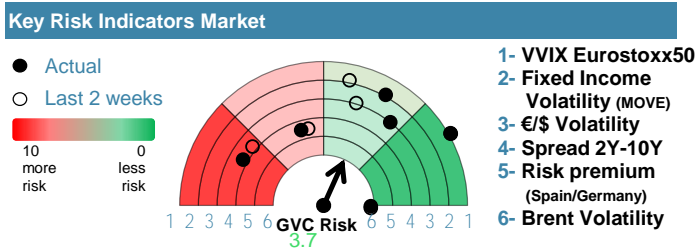


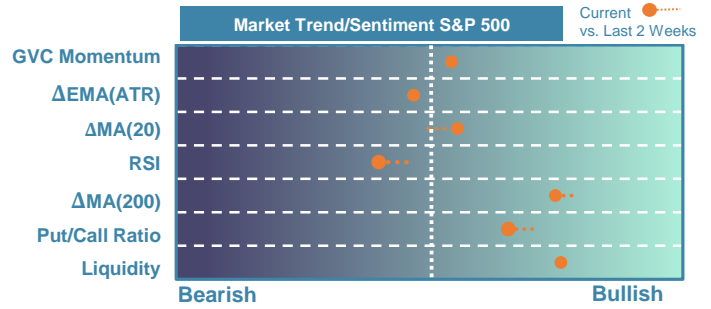
EUROPE



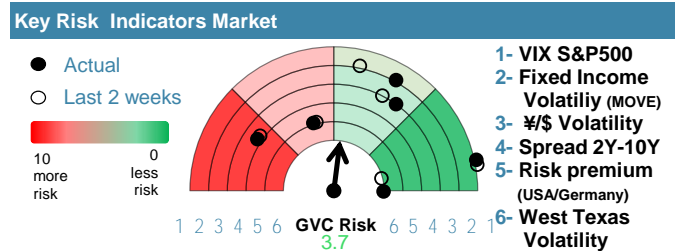
Market Index	Last	Daily Var. 22:00 PM	Future 8:42 AM	Yearly Var.
DJ Eurostoxx 50	4,242.70	-0.07%	0.40%	11.84%
DAX 40	15,664.48	-0.40%	0.35%	12.50%
CAC 40	7,282.12	0.08%	0.25%	12.49%
FTSE 100	7,660.20	0.09%	0.50%	2.80%
IBEX 35	9,527.20	0.48%	0.50%	15.77%
Fixed Income	Last	Daily Var.	Bip Var.	Yearly Var.
Bond Spain 10Y	3.80	0.32%	1.20	4.19%
Bond Germany 10Y	2.74	0.77%	2.10	6.87%
Bond U.K. 10Y	4.34	-1.09%	-4.80	18.37%
H.Yield ICE BofA	385.01	0.00%	-	6.75%



EEUU & ASIA



Market Index	Last	Daily Var. 22:00 PM	Future 8:42 AM	Yearly Var.
DJ Industrial	34,517.73	-0.31%	0.05%	4.13%
S&P 500	4,443.95	-0.22%	0.06%	15.74%
Nasdaq 100	15,191.23	-0.22%	0.04%	38.86%
Nikkei 225	33,023.78	-0.87%	-0.45%	27.39%
Shanghai 30	3,124.96	-0.03%	-0.42%	1.16%
Fixed Income	Last	Daily Var.	Bip Var.	Yearly Var.
Bond EEUU 10Y	4.37	1.12%	4.80	13.93%
Bond Japan 10Y	0.71	0.28%	0.20	70.57%
Bond China 10Y	2.68	0.07%	0.20	-7.04%
H.Yield ICE BofA	1,497.93	-0.16%	-	6.87%



Commodities	Last	Daily Var.	Yearly Var.
Brent Oil	94.34	-0.10%	9.81%
Gold	1,933.70	0.36%	6.50%
CRB Index	326.38	0.23%	8.31%
Copper (USD/LBS)	3.73	-0.81%	-2.01%

Currency	Last	Daily Var.	Yearly Var.
€/\$	1.07	-0.12%	-0.23%
¥/\$	147.76	0.09%	12.56%
£/€	0.86	-0.05%	-2.85%
B/\$	27,215	1.73%	64.13%

Region/ Event	Relevance	Period	Previous	Forecast	Actual	Impact
CPI (f.) (Y.Y)	★ ★ ★ ★	Aug 2023	6.80%	7.04%	6.70%	Medium
Producer Prices (Y.Y)	★ ★ ★	Aug 2023	-6%	-12.71%	-12.60%	Medium
Producer Prices (M.M)	★ ★ ★	Aug 2023	-1.10%	-0.03%	0.30%	Medium
FED Funds Target Rate	★ ★ ★ ★	20 Sep	5.38%	5.38%	-	-
PPI Input prices (Y.Y)	★ ★ ★	Aug 2023	-3.30%	-2.70%	-2.30%	Low
PPI Output prices (Y.Y)	★ ★ ★	Aug 2023	-0.80%	-0.57%	-0.40%	Low