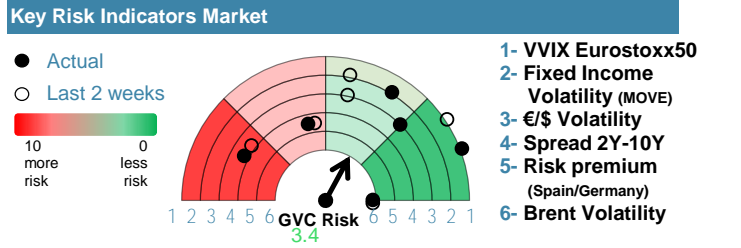
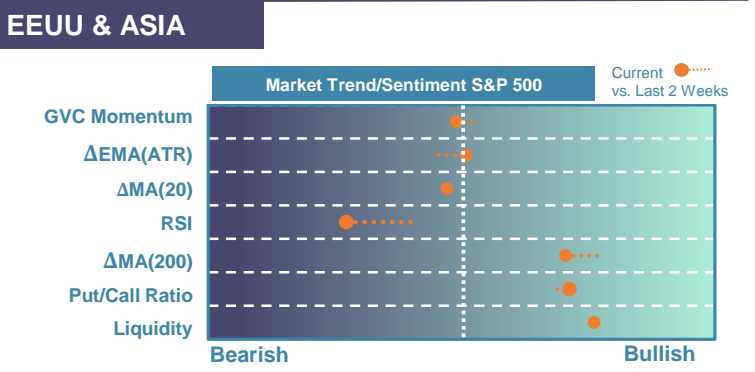


Market Index	Last	Daily Var. 22:00 PM	Future 8:39 AM	Yearly Var.
DJ Eurostoxx 50	4,275.98	0.78%	-0.95%	12.72%
DAX 40	15,781.59	0.75%	-0.81%	13.34%
CAC 40	7,330.79	0.67%	-1.01%	13.24%
FTSE 100	7,731.65	0.93%	-0.81%	3.76%
IBEX 35	9,645.80	1.24%	-0.81%	17.22%
Fixed Income	Last	Daily Var.	Bip Var.	Yearly Var.
Bond Spain 10Y	3.75	-1.29%	-4.90	2.85%
Bond Germany 10Y	2.70	-1.28%	-3.50	5.50%
Bond U.K. 10Y	4.22	-2.92%	-12.70	14.91%
H.Yield ICE BofA	385.24	0.06%	-	6.81%

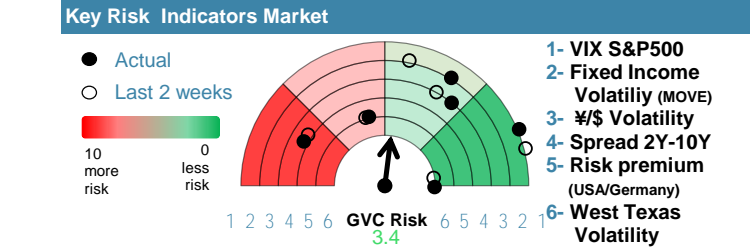


Commodities

Commodities	Last	Daily Var.	Yearly Var.
Brent Oil	93.53	-0.86%	8.87%
Gold	1,945.35	0.60%	7.14%
CRB Index	324.72	-0.51%	7.76%
Copper (USD/LBS)	3.76	0.75%	-1.27%



Market Index	Last	Daily Var. 22:00 PM	Future 8:39 AM	Yearly Var.
DJ Industrial	34,440.88	-0.22%	-0.18%	3.90%
S&P 500	4,402.20	-0.94%	-0.28%	14.66%
Nasdaq 100	14,969.92	-1.46%	-0.38%	36.84%
Nikkei 225	32,571.03	-0.66%	-1.46%	26.55%
Shanghai 30	3,108.57	-0.52%	-1.32%	0.63%
Fixed Income	Last	Daily Var.	Bip Var.	Yearly Var.
Bond EEUU 10Y	4.37	0.14%	0.60	14.09%
Bond Japan 10Y	0.72	1.26%	0.90	72.73%
Bond China 10Y	2.68	0.11%	0.30	-6.94%
H.Yield ICE BofA	1,498.93	0.07%	-	6.94%



Currency

Currency	Last	Daily Var.	Yearly Var.
€/€	1.07	-0.17%	-0.40%
¥/\$	148.26	0.34%	12.94%
£/€	0.86	0.30%	-2.56%
B/\$	27,136	-0.29%	63.66%

Region/ Event	Relevance	Period	Previous	Forecast	Actual	Impact
Initial Jobless	★★★★	W 16 Sep	220.000	223.800	-	-
Consumer Confid. Flash	★★★★	Sep 2023	-16	-16.5	-	-
Philly Fed Business Indx	★★★★	Sep 2023	12	-1.2	-	-
Exist. Home Sales % Chg	★★★	Aug 2023	-2.20%	-	-	-
Existing Home Sales	★★★★	Aug 2023	4.07M	4.11M	-	-
Business Climate Mfg	★★★★	Sep 2023	96	96.8	-	-
CPI, Core Nationwide YY	★★★★	Aug 2023	3.10%	3.02%	-	-