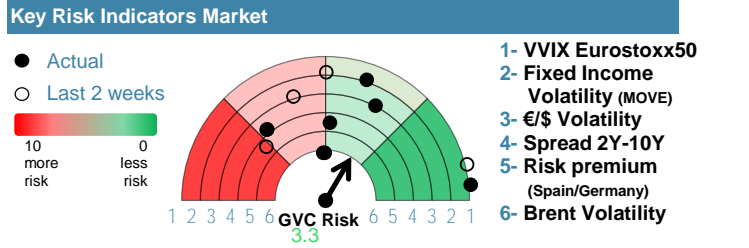


EUROPE



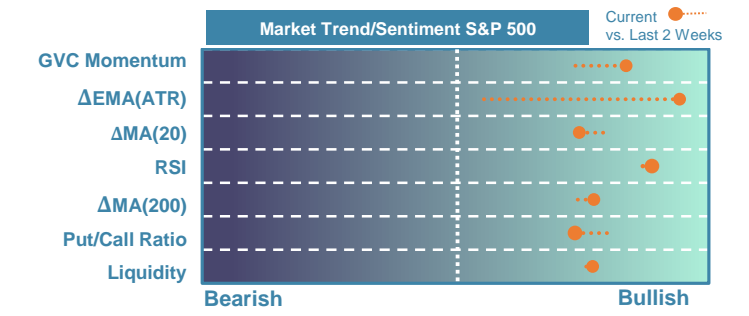
Market Index	Last	Daily Var. 22:00 PM	Future 8:37 AM	Yearly Var.
DJ Eurostoxx 50	4,382.47	0.27%	0.39%	15.52%
DAX 40	16,215.43	0.30%	0.36%	16.46%
CAC 40	7,310.77	0.59%	0.38%	12.93%
FTSE 100	7,453.75	0.41%	0.46%	0.03%
IBEX 35	10,058.20	-0.04%	0.46%	22.23%

Fixed Income	Last	Daily Var.	Bip Var.	Yearly Var.
Bond Spain 10Y	3.47	1.11%	3.80	-4.88%
Bond Germany 10Y	2.45	0.95%	2.30	-4.45%
Bond U.K. 10Y	4.18	1.93%	7.90	13.85%
H.Yield ICE BofA	393.23	0.00%	-	9.02%



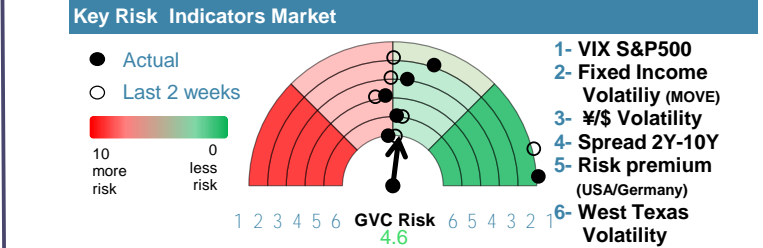
Commodities	Last	Daily Var.	Yearly Var.
Brent Oil	82.83	-0.32%	-3.59%
Gold	2,037.80	-0.18%	12.24%
CRB Index	311.29	-0.64%	3.30%
Copper (USD/LBS)	3.84	0.68%	0.83%

EEUU & ASIA



Market Index	Last	Daily Var. 22:00 PM	Future 8:37 AM	Yearly Var.
DJ Industrial	35,950.89	1.47%	0.08%	8.46%
S&P 500	4,567.80	0.38%	-0.07%	18.97%
Nasdaq 100	15,947.87	-0.25%	-0.21%	45.78%
Nikkei 225	33,431.51	0.50%	0.00%	28.33%
Shanghai 30	3,029.67	0.26%	-0.92%	-1.93%

Fixed Income	Last	Daily Var.	Bip Var.	Yearly Var.
Bond EEUU 10Y	4.34	1.76%	7.50	13.28%
Bond Japan 10Y	0.67	-0.74%	-0.50	59.81%
Bond China 10Y	2.69	-0.56%	-1.50	-6.87%
H.Yield ICE BofA	1,534.68	0.00%	-	9.49%



Currency	Last	Daily Var.	Yearly Var.
€/€	1.09	-0.76%	1.71%
¥/\$	148.04	0.69%	12.77%
£/€	0.86	-0.29%	-2.86%
B/\$	37,733	-0.37%	127.57%

Region/ Event	Relevance	Period	Previous	Forecast	Actual	Impact
Manufacture PMI	★★★★	Nov 2023	42.3	42.3	-	-
Manufacture PMI	★★★★	Nov 2023	44.9	45.36	-	-
Manufacture PMI	★★★★	Nov 2023	42.6	42.6	-	-
Manufacture PMI	★★★★	Nov 2023	43.8	43.8	-	-
Manufacture PMI	★★★★	Nov 2023	46.7	46.7	-	-
GDP (Y.Y)	★★★★	Q3 2023	0%	0%	-	-
National House Prices	★★★★	Nov 2023	-3.3	-2.33	-	-