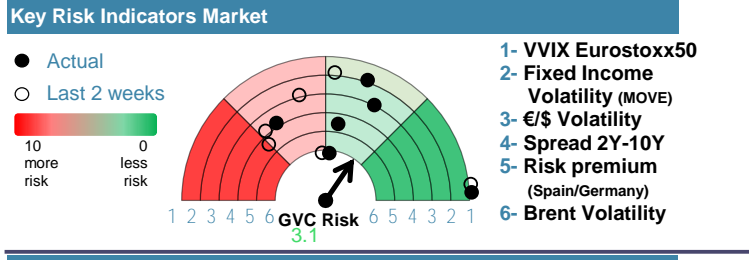
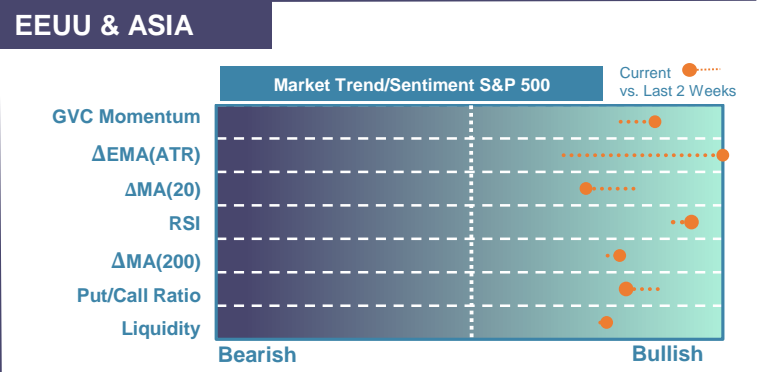


Market Index	Last	Daily Var. 22:00 PM	Future 8:29 AM	Yearly Var.
DJ Eurostoxx 50	4,418.51	0.82%	0.00%	16.47%
DAX 40	16,397.52	1.12%	0.16%	17.77%
CAC 40	7,346.15	0.48%	0.07%	13.48%
FTSE 100	7,529.35	1.01%	-0.32%	1.04%
IBEX 35	10,140.80	0.82%	-0.32%	23.23%

Fixed Income	Last	Daily Var.	Bip Var.	Yearly Var.
Bond Spain 10Y	3.36	-3.11%	-10.80	-7.84%
Bond Germany 10Y	2.36	-3.47%	-8.50	-7.77%
Bond U.K. 10Y	4.14	-0.86%	-3.60	12.87%
H.Yield ICE BofA	394.84	0.20%	-	9.47%

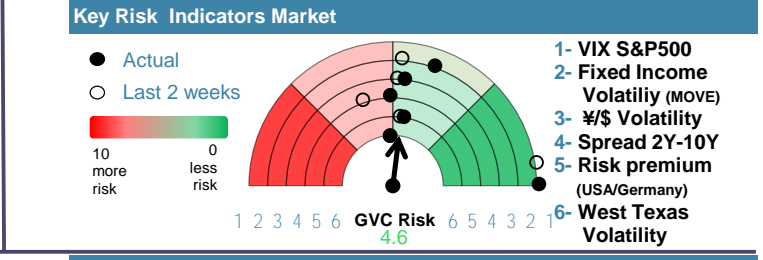


Commodities	Last	Daily Var.	Yearly Var.
Brent Oil	78.88	-4.77%	-8.18%
Gold	2,056.15	0.90%	13.25%
CRB Index	308.07	-1.03%	2.24%
Copper (USD/LBS)	3.92	2.04%	2.89%



Market Index	Last	Daily Var. 22:00 PM	Future 8:29 AM	Yearly Var.
DJ Industrial	36,245.50	0.82%	-0.15%	9.35%
S&P 500	4,594.63	0.59%	-0.23%	19.67%
Nasdaq 100	15,997.58	0.31%	-0.37%	46.23%
Nikkei 225	33,231.27	-0.17%	0.00%	28.12%
Shanghai 30	3,031.64	0.07%	-1.07%	-1.87%

Fixed Income	Last	Daily Var.	Bip Var.	Yearly Var.
Bond EEUU 10Y	4.22	-2.75%	-12.00	10.17%
Bond Japan 10Y	0.71	5.54%	3.70	68.66%
Bond China 10Y	2.68	-0.07%	-0.20	-6.94%
H.Yield ICE BofA	1,539.01	0.34%	-	9.80%



Currency	Last	Daily Var.	Yearly Var.
€/€	1.09	-0.04%	1.67%
¥/\$	146.87	-0.79%	11.88%
£/€	0.86	-0.48%	-3.32%
B/\$	38,679	2.51%	133.28%

Region/ Event	Relevance	Period	Previous	Forecast	Actual	Impact
Trade Balance	★★★	Oct 2023	16.500M	16.480M	17.000M	Medium
Imports (M.M)	★★★	Oct 2023	-1.70%	-	-1.20%	Medium
Exports (M.M)	★★★	Oct 2023	-2.40%	-	-0.20%	Medium
Sentix Index	★★★	Dec 2023	-18.6	-17.06	-	-
Factory Orders (M.M)	★★★	Oct 2023	2.80%	-	-	-