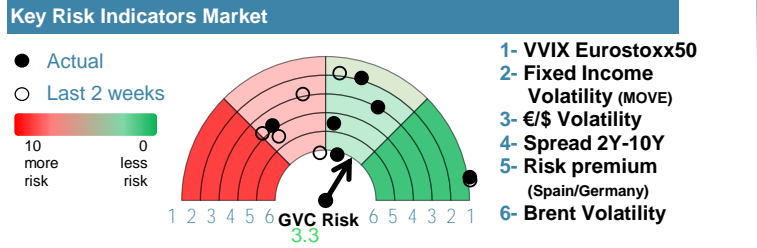


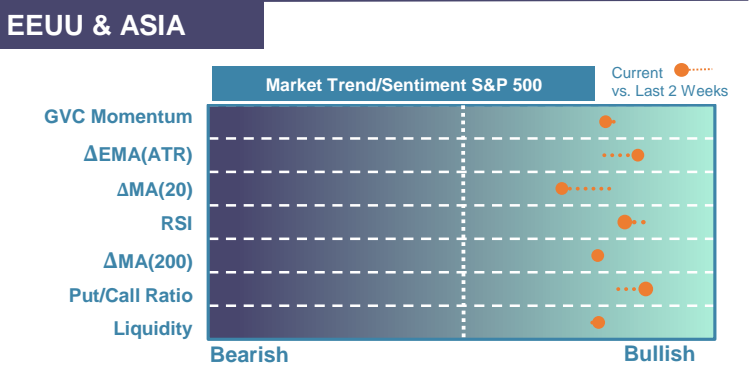
Market Index	Last	Daily Var. 22:00 PM	Future 8:13 AM	Yearly Var.
DJ Eurostoxx 50	4,414.95	-0.08%	-0.16%	16.38%
DAX 40	16,404.76	0.04%	-0.09%	17.82%
CAC 40	7,332.59	-0.18%	0.00%	13.27%
FTSE 100	7,512.96	-0.22%	-0.44%	0.82%
IBEX 35	10,178.30	0.37%	-0.44%	23.69%

Fixed Income	Last	Daily Var.	Bip Var.	Yearly Var.
Bond Spain 10Y	3.36	0.00%	0.00	-7.84%
Bond Germany 10Y	2.35	-0.55%	-1.30	-8.28%
Bond U.K. 10Y	4.20	1.35%	5.60	14.39%
H.Yield ICE BofA	395.75	0.23%	-	9.72%



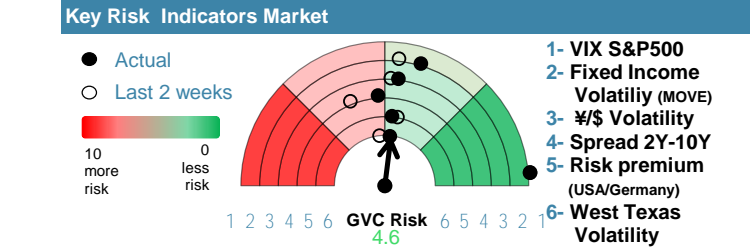
Commodities	Last	Daily Var.	Yearly Var.
Brent Oil	78.03	-1.08%	-9.17%
Gold	2,026.45	-1.44%	11.61%
CRB Index	304.61	-1.12%	1.09%
Copper (USD/LBS)	3.83	-2.41%	0.41%



Market Index	Last	Daily Var. 22:00 PM	Future 8:13 AM	Yearly Var.
DJ Industrial	36,204.44	-0.11%	-0.25%	9.22%
S&P 500	4,569.78	-0.54%	-0.37%	19.02%
Nasdaq 100	15,839.67	-0.99%	-0.53%	44.79%
Nikkei 225	32,775.82	-0.60%	-1.15%	27.35%
Shanghai 30	3,022.91	-0.29%	-2.48%	-2.15%

Fixed Income	Last	Daily Var.	Bip Var.	Yearly Var.
Bond EEUU 10Y	4.27	1.18%	5.00	11.47%
Bond Japan 10Y	0.69	-1.84%	-1.30	65.55%
Bond China 10Y	2.69	0.34%	0.90	-6.62%
H.Yield ICE BofA	1,539.92	0.06%	-	9.87%



Currency	Last	Daily Var.	Yearly Var.
€/€	1.08	-0.43%	1.24%
¥/\$	147.31	0.30%	12.21%
£/€	0.86	-0.01%	-3.34%
B/\$	41,870	8.25%	152.52%

Region/ Event	Relevance	Period	Previous	Forecast	Actual	Impact
S&P Glob. Comp (f.) PMI	★★★★	Nov 2023	47.1	47.11	-	-
S&P Glob. Comp (f.) PMI	★★★★	Nov 2023	44.5	44.52	-	-
S&P Glob. Comp (f.) PMI	★★★★	Nov 2023	47.1	47.13	-	-
Reserve Assets Total	★★★★	Nov 2023	183082.77M	-	-	-
S&P Glob. Comp (f.) PMI	★★★★	Nov 2023	50.7	-	-	-
S&P Glob. Serv. PMI (f.)	★★★★	Nov 2023	50.8	-	-	-
ISM N-Mfg PMI	★★★★	Nov 2023	51.8	52.2	-	-
S&P Glob. Serv. (f.) PMI	★★★★	Nov 2023	48.2	48.2	-	-
Caixin Services PMI	★★★★	Nov 2023	50.4	-	51.5	Low