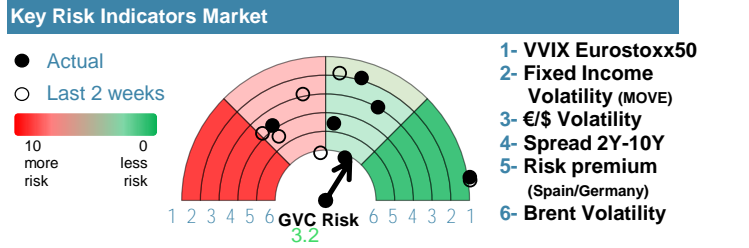
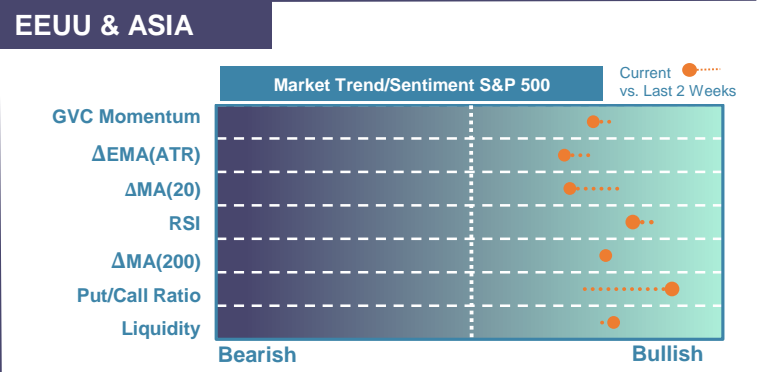


Market Index	Last	Daily Var. 22:00 PM	Future 12:00 PM	Yearly Var.
DJ Eurostoxx 50	4,483.26	0.68%	-0.44%	18.18%
DAX 40	16,656.44	0.75%	-0.38%	19.63%
CAC 40	7,435.99	0.66%	-0.22%	14.86%
FTSE 100	7,515.38	0.34%	-0.40%	0.85%
IBEX 35	10,258.10	0.19%	-0.40%	24.66%

Fixed Income	Last	Daily Var.	Bip Var.	Yearly Var.
Bond Spain 10Y	3.21	-1.17%	-3.80	-11.95%
Bond Germany 10Y	2.21	-1.12%	-2.50	-13.62%
Bond U.K. 10Y	3.95	-2.06%	-8.30	7.52%
H.Yield ICE BofA	397.11	0.18%	-	10.10%

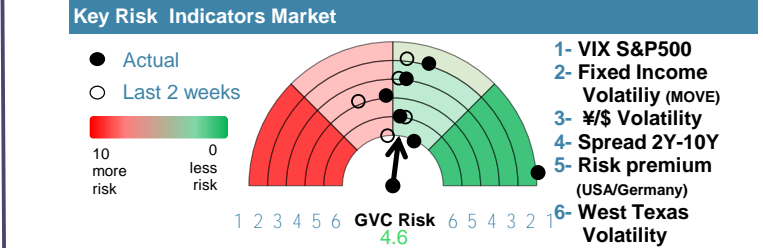


Commodities	Last	Daily Var.	Yearly Var.
Brent Oil	74.30	-3.76%	-13.51%
Gold	2,029.20	0.64%	11.76%
CRB Index	295.64	-2.49%	-1.89%
Copper (USD/LBS)	3.73	-1.32%	-2.22%



Market Index	Last	Daily Var. 22:00 PM	Future 12:00 PM	Yearly Var.
DJ Industrial	36,054.43	-0.19%	-0.23%	8.77%
S&P 500	4,549.34	-0.39%	-0.05%	18.49%
Nasdaq 100	15,788.05	-0.56%	0.16%	44.32%
Nikkei 225	32,858.31	2.04%	-1.64%	28.17%
Shanghai 30	2,968.93	-0.11%	-0.95%	-3.90%

Fixed Income	Last	Daily Var.	Bip Var.	Yearly Var.
Bond EEUU 10Y	4.12	-1.32%	-5.50	7.52%
Bond Japan 10Y	0.65	-1.22%	-0.80	55.26%
Bond China 10Y	2.69	0.26%	0.70	-6.62%
H.Yield ICE BofA	1,545.49	0.14%	-	10.26%



Currency	Last	Daily Var.	Yearly Var.
€/€	1.08	-0.30%	0.56%
¥/\$	147.16	-0.01%	12.10%
£/€	0.86	0.02%	-3.43%
B/\$	43,790	-0.80%	164.10%

Region/ Event	Relevance	Period	Previous	Forecast	Actual	Impact
Ind. Production (M.M)	★★★★	Oct 2023	-1.40%	-0.08%	-0.40%	Low
Reserve Assets Total	★★★★	Nov 2023	224598M	-	222926M	Low
Hal. House Prices (M.M)	★★★★	Nov 2023	1.10%	-	0.50%	Low
Initial Jobless	★★★★	W 02 Dec	218	220.5	-	Low
GDP Revised (Y.Y)	★★★★	Q3 2023	0.10%	0.09%	0%	Medium
Ind. Production (Y.Y)	★★★★	Oct 2023	-3.86%	-	-3.38%	Low