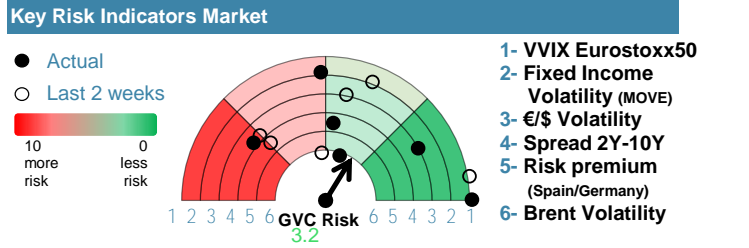
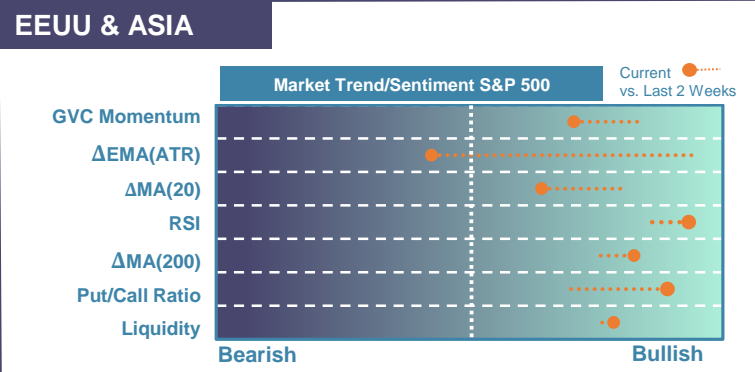


Market Index	Last	Daily Var. 22:00 PM	Future 8:43 AM	Yearly Var.
DJ Eurostoxx 50	4,536.61	-0.08%	0.02%	19.59%
DAX 40	16,791.74	-0.02%	0.00%	20.60%
CAC 40	7,543.55	-0.11%	-0.01%	16.52%
FTSE 100	7,542.77	-0.03%	0.06%	1.22%
IBEX 35	10,118.70	-0.78%	0.06%	22.96%

Fixed Income	Last	Daily Var.	Bip Var.	Yearly Var.
Bond Spain 10Y	3.25	-1.37%	-4.50	-10.97%
Bond Germany 10Y	2.23	-1.46%	-3.30	-12.92%
Bond U.K. 10Y	3.97	-2.70%	-11.00	8.18%
H.Yield ICE BofA	398.13	0.08%	-	10.38%

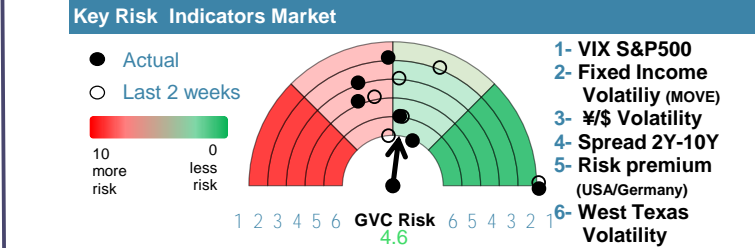


Commodities	Last	Daily Var.	Yearly Var.
Brent Oil	73.24	-3.67%	-14.75%
Gold	1,983.19	0.04%	9.23%
CRB Index	294.12	-1.39%	-2.39%
Copper (USD/LBS)	3.79	0.23%	-0.63%



Market Index	Last	Daily Var. 22:00 PM	Future 8:43 AM	Yearly Var.
DJ Industrial	36,577.94	0.48%	0.12%	10.35%
S&P 500	4,643.70	0.46%	0.13%	20.95%
Nasdaq 100	16,354.25	0.82%	0.19%	49.49%
Nikkei 225	32,926.35	0.16%	0.00%	25.86%
Shanghai 30	3,003.44	0.40%	-1.44%	-2.78%

Fixed Income	Last	Daily Var.	Bip Var.	Yearly Var.
Bond EEUU 10Y	4.21	-0.68%	-2.90	9.80%
Bond Japan 10Y	0.73	-4.46%	-3.40	74.40%
Bond China 10Y	2.66	-0.45%	-1.20	-7.70%
H.Yield ICE BofA	1,545.18	0.16%	-	10.24%



Currency	Last	Daily Var.	Yearly Var.
€/€	1.08	0.29%	0.84%
¥/\$	145.29	-0.55%	10.67%
£/€	0.86	0.24%	-3.27%
B/\$	41,505	0.59%	150.32%

Region/ Event	Relevance	Period	Previous	Forecast	Actual	Impact
PPI Final Demand (M.M)	★ ★ ★	Nov 2023	-0.50%	0.03%	-	-
Industrial Production (Y.Y)	★ ★ ★	Oct 2023	-6.90%	-4.55%	-	-
Industrial Production (M.M)	★ ★ ★	Oct 2023	-1.10%	-0.36%	-	-
FED Funds Target Rate	★ ★ ★ ★	13 Dec	5.38%	5.38%	-	-
Industrial Output (M.M)	★ ★ ★	Oct 2023	0%	-0.10%	-0.80%	Low
Manufacturing Output (M.M)	★ ★ ★	Oct 2023	0.10%	-0.03%	-1.10%	Low