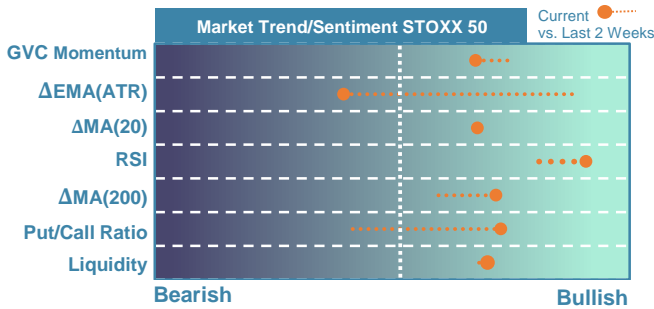
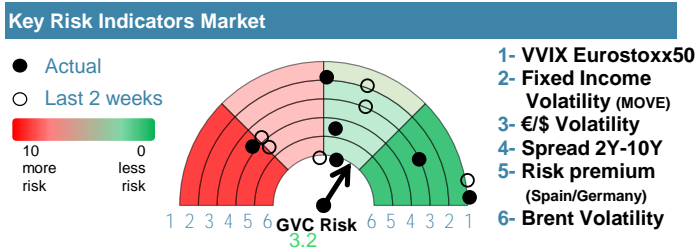


EUROPE



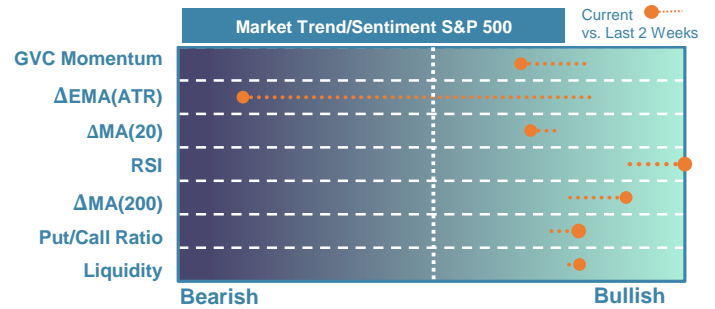
Market Index	Last	Daily Var. 22:00 PM	Future 8:39 AM	Yearly Var.
DJ Eurostoxx 50	4,530.19	-0.14%	1.08%	19.42%
DAX 40	16,766.05	-0.15%	1.08%	20.41%
CAC 40	7,531.22	-0.16%	1.09%	16.33%
FTSE 100	7,548.44	0.08%	0.97%	1.30%
IBEX 35	10,096.10	-0.22%	0.97%	22.69%

Fixed Income	Last	Daily Var.	Bip Var.	Yearly Var.
Bond Spain 10Y	3.17	-2.31%	-7.50	-13.02%
Bond Germany 10Y	2.17	-2.82%	-6.30	-15.38%
Bond U.K. 10Y	3.83	-3.45%	-13.70	4.44%
H.Yield ICE BofA	398.83	0.18%	-	10.58%



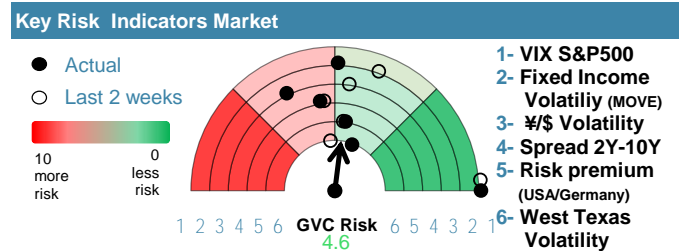
Commodities	Last	Daily Var.	Yearly Var.
Brent Oil	74.26	1.39%	-13.56%
Gold	1,982.05	-0.06%	9.17%
CRB Index	295.33	0.41%	-1.99%
Copper (USD/LBS)	3.79	-0.04%	-0.67%

EEUU & ASIA



Market Index	Last	Daily Var. 22:00 PM	Future 8:39 AM	Yearly Var.
DJ Industrial	37,090.24	1.40%	0.20%	11.90%
S&P 500	4,707.09	1.37%	0.32%	22.60%
Nasdaq 100	16,562.37	1.27%	0.51%	51.40%
Nikkei 225	32,686.25	0.25%	0.00%	26.18%
Shanghai 30	2,968.76	-1.15%	-0.05%	-3.90%

Fixed Income	Last	Daily Var.	Bip Var.	Yearly Var.
Bond EEUU 10Y	4.02	-4.34%	-18.20	5.04%
Bond Japan 10Y	0.69	-4.80%	-3.50	66.03%
Bond China 10Y	2.66	-0.23%	-0.60	-7.91%
H.Yield ICE BofA	1,554.80	0.62%	-	10.93%



Currency	Last	Daily Var.	Yearly Var.
€/€	1.09	0.75%	1.60%
¥/\$	142.79	-1.72%	8.77%
£/€	0.86	0.42%	-2.87%
B/\$	42,886	3.33%	158.65%

Region/ Event	Relevance	Period	Previous	Forecast	Actual	Impact
Initial Jobless	★★★★	W 09 Dec	220.000	218.900	-	-
CPI (f.) (M.M)	★★★	Nov 2023	-0.40%	-0.43%	-	-
HICP (f.) (Y.Y)	★★★	Nov 2023	3.20%	3.20%	-	-
ECB Deposit Rate	★★★★	Dec 2023	4%	4%	-	-
ECB Refinancing Rate	★★★★	Dec 2023	4.50%	4.50%	-	-
HICP (M.M)	★★★	Nov 2023	-0.60%	-0.60%	-	-
CPI (f.) (Y.Y)	★★★	Nov 2023	3.20%	3.20%	-	-
Core CPI (Y.Y)	★★★★	Nov 2023	5.20%	-	-	-
Retail Sales (M.M)	★★★★	Nov 2023	-0.10%	-0.11%	-	-