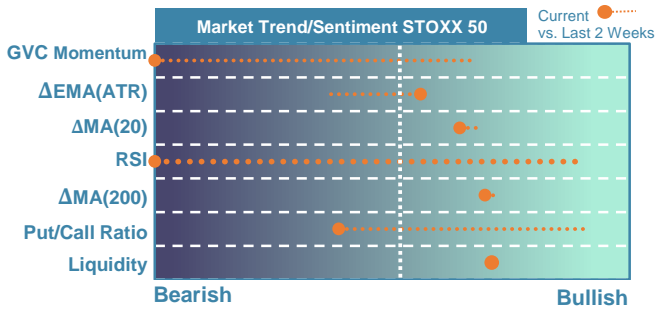
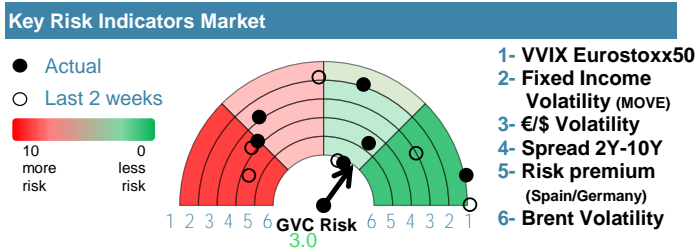


EUROPE



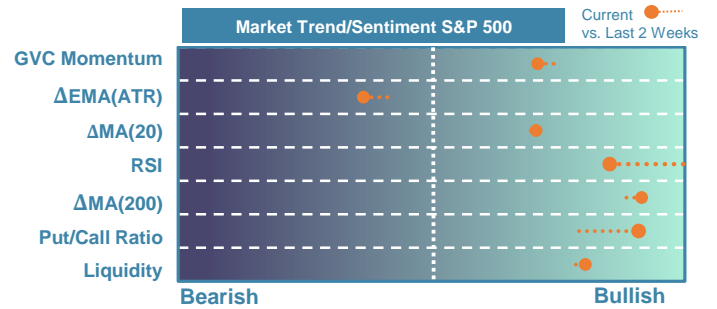
Market Index	Last	Daily Var. 22:00 PM	Future 10:36 AM	Yearly Var.
DJ Eurostoxx 50	4,521.47	0.00%	0.11%	19.19%
DAX 40	16,706.18	0.00%	-0.03%	19.98%
CAC 40	7,568.82	0.00%	0.13%	16.92%
FTSE 100	7,697.51	0.00%	0.36%	3.30%
IBEX 35	10,111.90	0.00%	0.36%	22.88%

Fixed Income	Last	Daily Var.	Bip Var.	Yearly Var.
Bond Spain 10Y	2.89	0.00%	0.00	-20.75%
Bond Germany 10Y	1.97	0.00%	0.00	-23.19%
Bond U.K. 10Y	3.51	0.00%	0.00	-4.47%
H.Yield ICE BofA	405.07	0.04%	-	12.31%



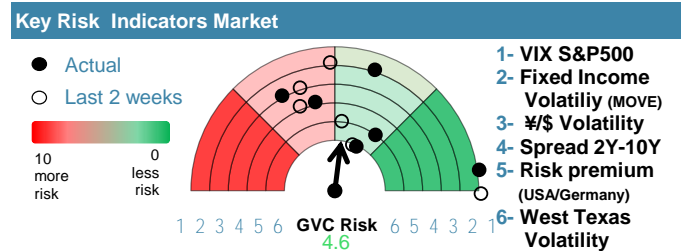
Commodities	Last	Daily Var.	Yearly Var.
Brent Oil	81.07	2.53%	-5.63%
Gold	2,057.60	-0.18%	13.33%
CRB Index	306.76	0.83%	1.80%
Copper (USD/LBS)	3.89	-0.09%	2.19%

EEUU & ASIA



Market Index	Last	Daily Var. 22:00 PM	Future 10:36 AM	Yearly Var.
DJ Industrial	37,545.33	0.43%	-0.03%	13.27%
S&P 500	4,774.75	0.42%	-0.03%	24.36%
Nasdaq 100	16,878.46	0.60%	-0.02%	54.29%
Nikkei 225	33,681.24	0.16%	-0.27%	27.64%
Shanghai 30	2,898.88	-0.68%	2.00%	-6.16%

Fixed Income	Last	Daily Var.	Bip Var.	Yearly Var.
Bond EEUU 10Y	3.89	-0.20%	-0.80	1.62%
Bond Japan 10Y	0.64	2.75%	1.70	51.91%
Bond China 10Y	2.60	0.42%	1.10	-9.74%
H.Yield ICE BofA	1,585.84	0.08%	-	13.14%



Currency	Last	Daily Var.	Yearly Var.
€/\$	1.10	0.32%	3.18%
¥/\$	142.45	0.15%	8.51%
£/€	0.87	0.21%	-2.19%
B/\$	42,488	-2.56%	156.25%

Region/ Event	Relevance	Period	Previous	Forecast	Actual	Impact
---------------	-----------	--------	----------	----------	--------	--------

Not Relevant Macroeconomic Events