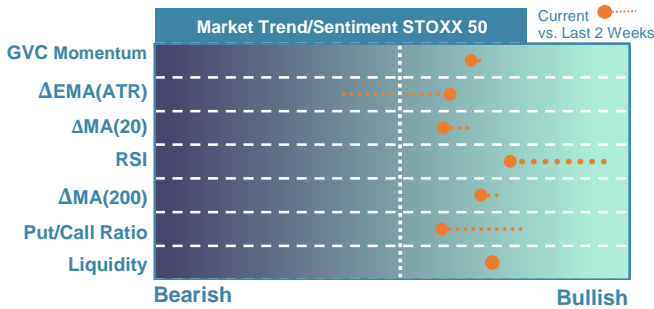


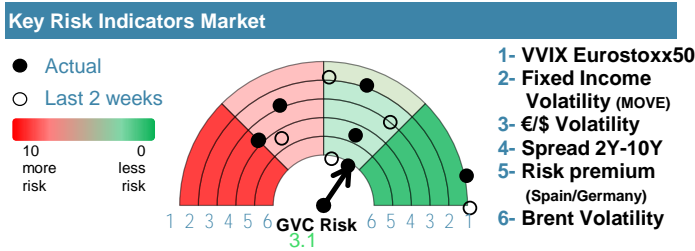
## EUROPE



Market Index	Last	Daily Var. 22:00 PM	Future 9:16 AM	Yearly Var.
DJ Eurostoxx 50	4,514.38	-0.31%	0.22%	19.00%
DAX 40	16,701.55	-0.24%	0.24%	19.95%
CAC 40	7,535.16	-0.48%	0.23%	16.40%
FTSE 100	7,722.74	-0.03%	0.03%	3.64%
IBEX 35	10,086.20	-0.35%	0.03%	22.57%

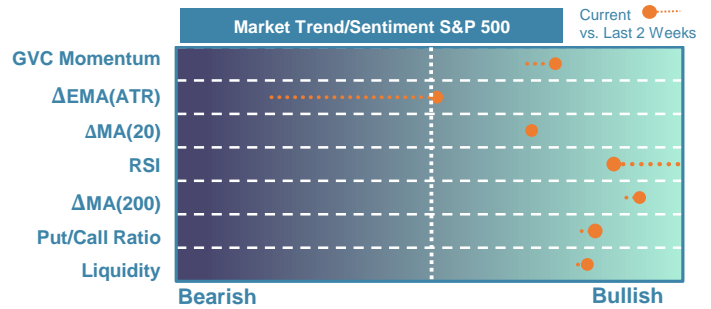
  

Fixed Income	Last	Daily Var.	Bip Var.	Yearly Var.
Bond Spain 10Y	2.90	2.58%	7.30	-20.40%
Bond Germany 10Y	1.94	2.16%	4.10	-24.28%
Bond U.K. 10Y	3.50	1.78%	6.10	-4.74%
H.Yield ICE BofA	405.40	0.05%	-	12.40%



Commodities	Last	Daily Var.	Yearly Var.
Brent Oil	78.39	-1.58%	-8.75%
Gold	2,075.20	-0.18%	14.30%
CRB Index	304.27	-0.69%	0.98%
Copper (USD/LBS)	3.92	-0.72%	2.99%

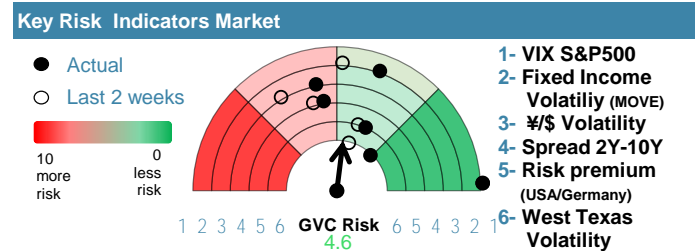
## EEUU & ASIA



Market Index	Last	Daily Var. 22:00 PM	Future 9:16 AM	Yearly Var.
DJ Industrial	37,710.10	0.14%	0.14%	13.77%
S&P 500	4,783.35	0.04%	0.13%	24.58%
Nasdaq 100	16,898.47	-0.05%	0.14%	54.47%
Nikkei 225	33,464.17	-0.42%	-0.03%	28.53%
Shanghai 30	2,954.70	1.38%	-0.16%	-4.36%

Fixed Income	Last	Daily Var.	Bip Var.	Yearly Var.
Bond EEUU 10Y	3.84	1.46%	5.50	0.35%
Bond Japan 10Y	0.60	-1.00%	-0.60	42.35%
Bond China 10Y	2.59	-0.08%	-0.20	-10.23%
H.Yield ICE BofA	1,590.58	-0.01%	-	13.48%



Currency	Last	Daily Var.	Yearly Var.
€/€	1.11	-0.40%	3.34%
¥/\$	141.44	0.03%	7.74%
£/€	0.87	0.14%	-1.98%
B/\$	42,737	-1.62%	157.75%

Region/ Event	Relevance	Period	Previous	Forecast	Actual	Impact
HICP (Y.Y)	★★★★	Dec 2023	3.30%	3.44%	-	-
National House Prices	★★★★	Dec 2023	-2%	-1.43%	-1.80%	Low