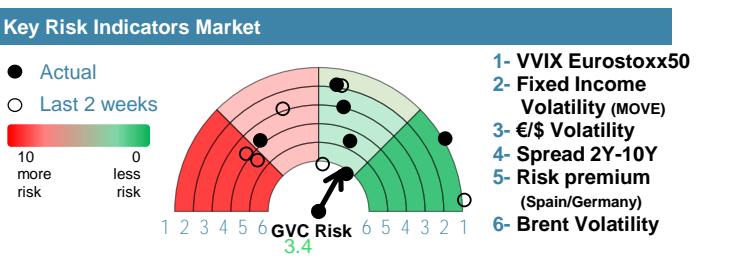
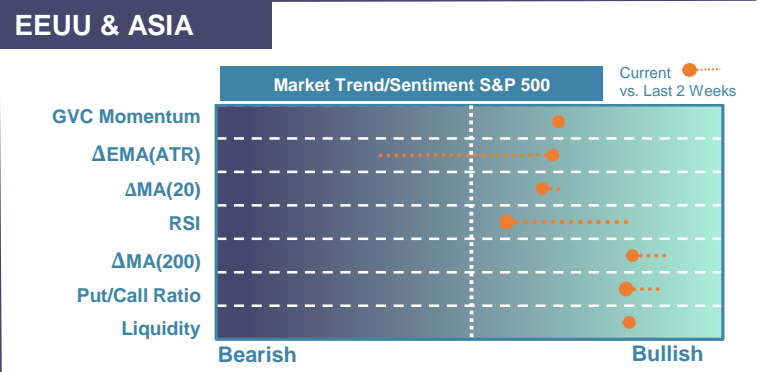


Market Index	Last	Daily Var. 22:00 PM	Future 8:46 AM	Yearly Var.
DJ Eurostoxx 50	4,448.13	-1.43%	0.29%	-1.63%
DAX 40	16,538.39	-1.38%	0.22%	-1.27%
CAC 40	7,411.86	-1.58%	0.18%	-1.74%
FTSE 100	7,682.33	-0.51%	0.14%	-0.66%
IBEX 35	10,053.40	-1.26%	0.14%	-0.48%

Fixed Income	Last	Daily Var.	Bip Var.	Yearly Var.
Bond Spain 10Y	3.00	-0.79%	-2.40	-0.03%
Bond Germany 10Y	2.02	-2.33%	-4.80	-0.64%
Bond U.K. 10Y	3.64	0.00%	0.00	2.91%
H.Yield ICE BofA	405.66	-0.38%	-	-0.26%

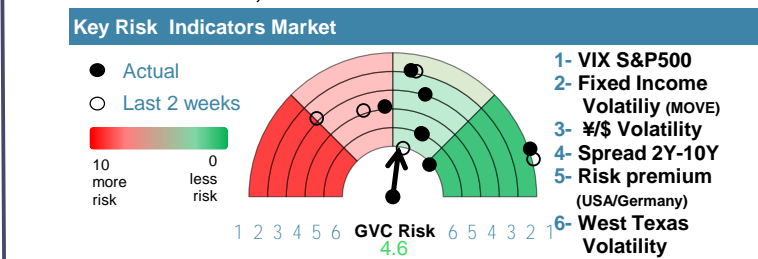


Commodities	Last	Daily Var.	Yearly Var.
Brent Oil	78.25	3.11%	1.57%
Gold	2,033.85	-1.58%	-1.53%
CRB Index	303.26	1.01%	0.62%
Copper (USD/LBS)	3.86	-0.49%	-0.75%



Market Index	Last	Daily Var. 22:00 PM	Future 8:46 AM	Yearly Var.
DJ Industrial	37,430.19	-0.76%	0.15%	-0.69%
S&P 500	4,704.81	-0.80%	0.18%	-1.36%
Nasdaq 100	16,368.49	-1.06%	0.26%	-2.72%
Nikkei 225	33,288.29	0.00%	0.00%	0.00%
Shanghai 30	2,967.25	0.17%	0.67%	-0.26%

Fixed Income	Last	Daily Var.	Bip Var.	Yearly Var.
Bond EEUU 10Y	3.90	-0.86%	-3.40	0.96%
Bond Japan 10Y	0.63	0.00%	0.00	0.00%
Bond China 10Y	2.58	-0.23%	-0.60	0.04%
H.Yield ICE BofA	1,582.13	-0.44%	-	-0.95%



Currency	Last	Daily Var.	Yearly Var.
€/€	1.09	-0.25%	-1.05%
¥/\$	142.99	0.60%	1.42%
£/€	0.86	-0.39%	-0.35%
B/\$	42,732	-4.73%	1.72%

Region/ Event	Relevance	Period	Previous	Forecast	Actual	Impact
PMI Comp (f.)	★★★★	Dec 2023	46.7	46.7	-	-
PMI Svcs	★★★	Dec 2023	49.5	49.78	-	-
PMI Comp (f.)	★★★★	Dec 2023	43.7	43.57	-	-
PMI Comp (f.)	★★★★	Dec 2023	47	47.02	-	-
PMI Comp (f.)	★★★★	Dec 2023	51	-	-	-
PMI Services (f.)	★★★★	Dec 2023	51.3	-	-	-
Initial Jobless	★★★★	W 30 Dec	218.000	216.400	-	-
Caixin Services PMI	★★★★	Dec 2023	51.5	-	52.9	Medium
Services PMI	★★★	Dec 2023	51	51.24	-	-