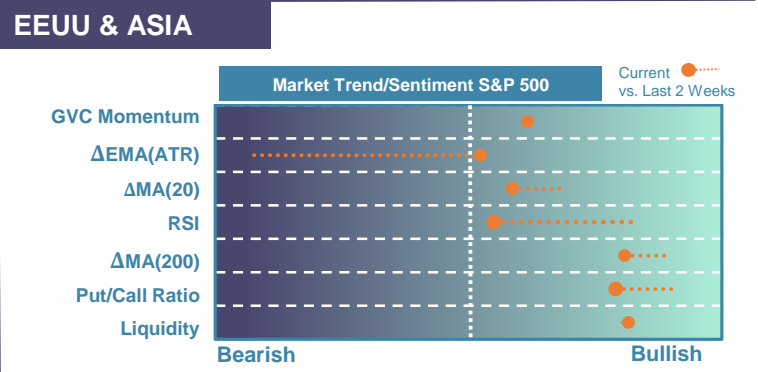
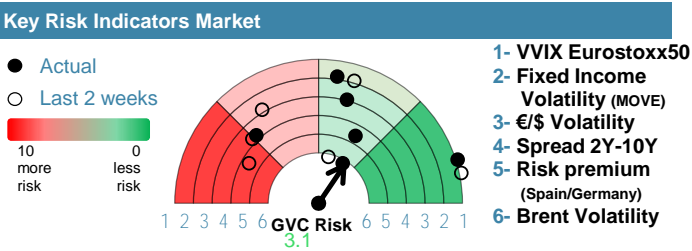


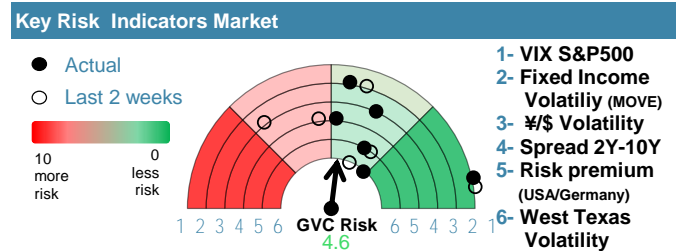
Market Index	Last	Daily Var. 22:00 PM	Future 9:03 AM	Yearly Var.
DJ Eurostoxx 50	16,594.21	-0.14%	-0.11%	-0.94%
DAX 40	7,420.69	-0.40%	-0.05%	-1.62%
CAC 40	7,689.61	-0.43%	-0.08%	-0.56%
FTSE 100	10,164.50	-0.18%	-0.38%	0.62%
IBEX 35	37,466.11	0.07%	-0.38%	-0.59%

Fixed Income	Last	Daily Var.	Bip Var.	Yearly Var.
Bond Spain 10Y	3.14	1.03%	3.20	4.50%
Bond Germany 10Y	2.14	1.81%	3.80	5.62%
Bond U.K. 10Y	3.79	1.66%	6.20	7.06%
H.Yield ICE BofA	6.39	-1.27%	-	2.62%



Market Index	Last	Daily Var. 22:00 PM	Future 9:03 AM	Yearly Var.
DJ Industrial	37,466.11	0.07%	-0.35%	-0.59%
S&P 500	4,697.24	0.18%	-0.06%	-1.52%
Nasdaq 100	16,305.98	0.15%	-0.07%	-3.09%
Nikkei 225	33,377.42	0.27%	0.27%	-0.26%
Shanghai 30	2,929.18	-0.85%	-2.56%	-1.54%

Fixed Income	Last	Daily Var.	Bip Var.	Yearly Var.
Bond EEUU 10Y	4.05	1.37%	5.45	4.70%
Bond Japan 10Y	0.61	-2.73%	-1.70	-3.20%
Bond China 10Y	2.57	-0.16%	-0.40	-0.47%
H.Yield ICE BofA	7.83	-0.36%	-	5.56%



Commodities	Last	Daily Var.	Yearly Var.
Brent Oil	78.76	1.51%	2.23%
Gold	2,056.05	0.53%	-0.46%
CRB Index	304.10	0.36%	0.89%
Copper (USD/LBS)	3.81	-0.99%	-2.17%

Currency	Last	Daily Var.	Yearly Var.
€/€	1.09	-0.03%	-0.86%
¥/\$	144.76	0.00%	2.68%
£/€	0.86	-0.21%	-0.65%
B/\$	44,081.48	-0.27%	4.93%

Region/ Event	Relevance	Period	Previous	Forecast	Actual	Impact
Unemployment Rate	★★★★	Nov 2023	6.50%	6.52%	-	-
Sentix Index	★★★	Jan 2024	-16.8	-15.73	-	-
Trade Balance	★★★	Nov 2023	17800M	-	20400M	Low
Imports (M.M)	★★★	Nov 2023	-1.20%	-	1.90%	Low
Exports (M.M)	★★★	Nov 2023	-0.20%	-	3.70%	Low
Employment Trend	★★★★	Dec 2023	113.05	-	-	-