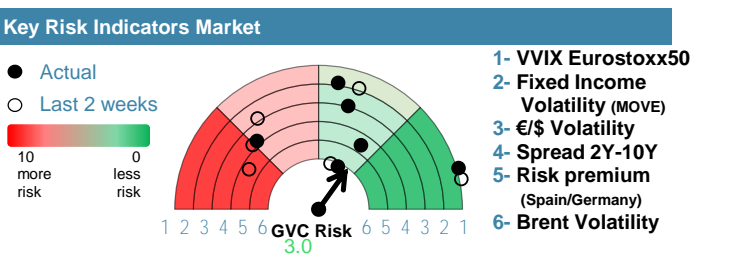


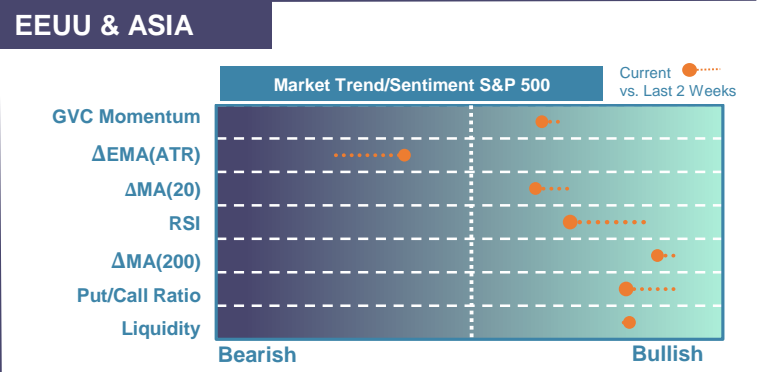
Market Index	Last	Daily Var. 22:00 PM	Future 8:42 AM	Yearly Var.
DJ Eurostoxx 50	16,716.47	0.74%	0.20%	-0.21%
DAX 40	7,450.24	0.40%	0.22%	-1.23%
CAC 40	7,694.19	0.06%	0.22%	-0.50%
FTSE 100	10,209.00	0.44%	0.27%	1.06%
IBEX 35	37,683.01	0.58%	0.27%	-0.02%

Fixed Income	Last	Daily Var.	Bip Var.	Yearly Var.
Bond Spain 10Y	3.11	-0.93%	-2.90	3.53%
Bond Germany 10Y	2.12	-0.93%	-2.00	4.63%
Bond U.K. 10Y	3.77	-0.42%	-1.60	6.61%
H.Yield ICE BofA	6.39	0.32%	-	3.93%



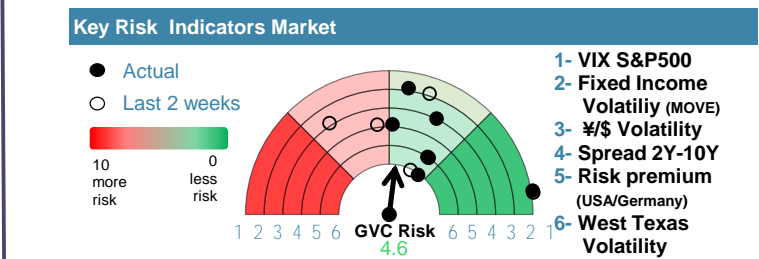
Commodities

Commodities	Last	Daily Var.	Yearly Var.
Brent Oil	76.12	-3.35%	-1.19%
Gold	2,036.45	-0.95%	-1.40%
CRB Index	299.36	-1.56%	-0.68%
Copper (USD/LBS)	3.81	0.11%	-2.07%



Market Index	Last	Daily Var. 22:00 PM	Future 8:42 AM	Yearly Var.
DJ Industrial	37,683.01	0.58%	-0.17%	-0.02%
S&P 500	4,763.54	1.41%	-0.15%	-0.13%
Nasdaq 100	16,649.87	2.11%	-0.21%	-1.05%
Nikkei 225	33,377.42	0.00%	0.00%	-0.26%
Shanghai 30	2,887.54	-1.42%	-0.24%	-2.94%

Fixed Income	Last	Daily Var.	Bip Var.	Yearly Var.
Bond EEUU 10Y	4.01	-0.99%	-3.99	3.67%
Bond Japan 10Y	0.61	0.00%	0.00	-3.20%
Bond China 10Y	2.56	-0.31%	-0.80	-0.78%
H.Yield ICE BofA	7.74	1.18%	-	5.94%



Currency

Currency	Last	Daily Var.	Yearly Var.
€/\$	1.10	0.08%	-0.78%
¥/\$	144.24	-0.36%	2.31%
£/€	0.86	-0.05%	-0.70%
B/\$	46,902.21	6.40%	11.65%

Region/ Event	Relevance	Period	Previous	Forecast	Actual	Impact
Industrial Production (M.M)	★★★★	Nov 2023	-0.40%	0.15%	-	-
Trade Balance	★★★	Nov 2023	-8.597M	-	-	-
International Trade \$	★★★★	Nov 2023	-64.300M	-64.92	-	-
Industrial Production (Y.Y)	★★★★	Nov 2023	-3.38%	-	-4.87%	Low