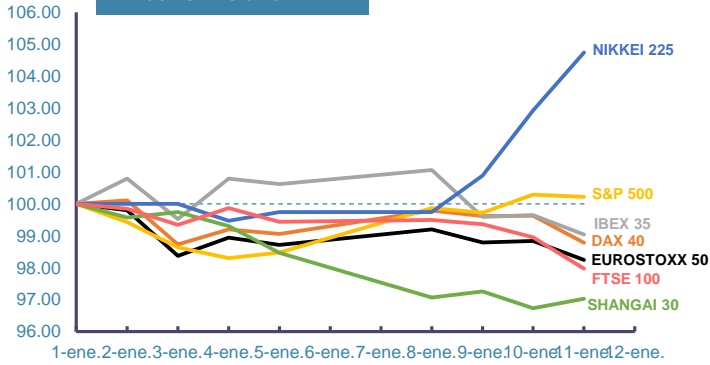
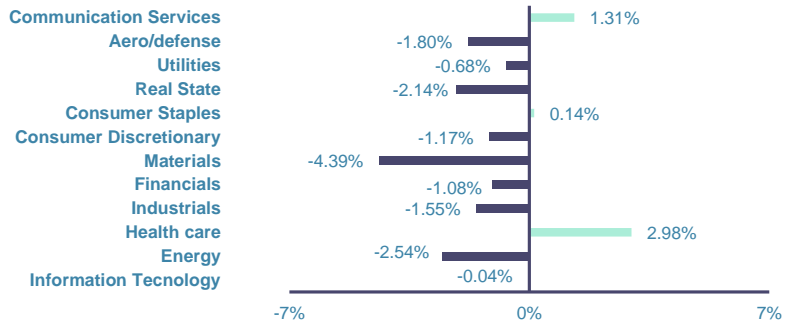


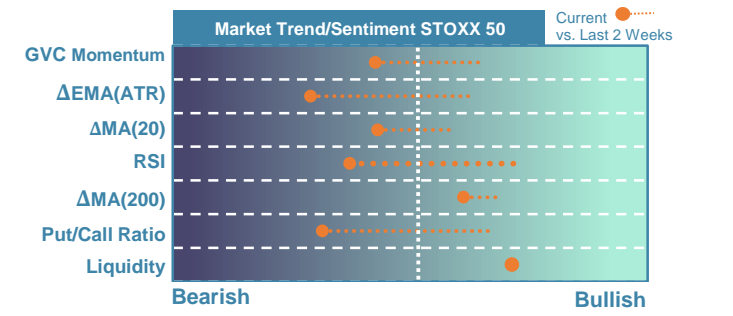
Index's Evolution YTD



MSCI World Sector Evolution YTD

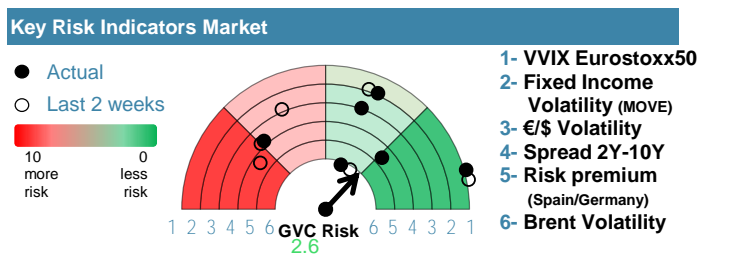


EUROPE



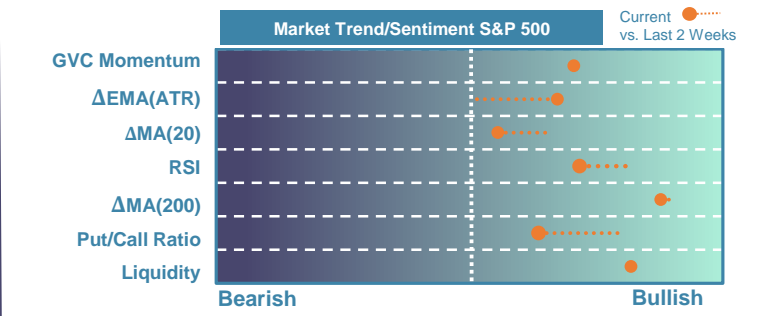
Market Index	Last	Daily Var. 22:00 PM	Future 8:40 AM	Yearly Var.
DJ Eurostoxx 50	16,547.03	-0.86%	0.76%	-1.22%
DAX 40	7,387.62	-0.52%	0.71%	-2.06%
CAC 40	7,576.59	-0.98%	0.70%	-2.03%
FTSE 100	10,004.90	-0.62%	0.41%	-0.96%
IBEX 35	37,711.02	0.04%	0.41%	0.06%

Fixed Income	Last	Daily Var.	Bip Var.	Yearly Var.
Bond Spain 10Y	3.16	-0.47%	-1.50	5.43%
Bond Germany 10Y	2.21	-0.27%	-0.60	8.77%
Bond U.K. 10Y	3.84	0.50%	1.90	8.56%
H.Yield ICE BofA	6.39	1.14%	-	1.28%



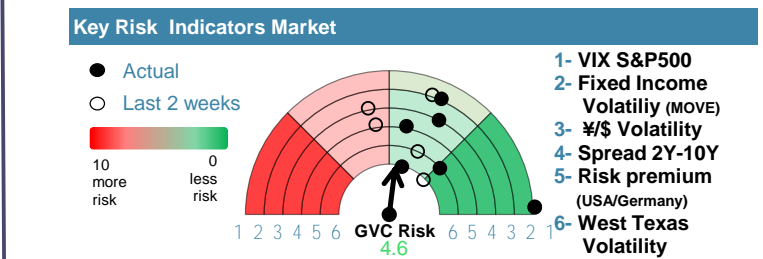
Commodities	Last	Daily Var.	Yearly Var.
Brent Oil	77.41	0.79%	0.48%
Gold	2,025.50	-0.03%	-1.93%
CRB Index	302.29	0.70%	0.29%
Copper (USD/LBS)	3.78	-0.12%	-2.93%

EEUU & ASIA



Market Index	Last	Daily Var. 22:00 PM	Future 8:40 AM	Yearly Var.
DJ Industrial	37,711.02	0.04%	-0.12%	0.06%
S&P 500	4,780.24	-0.07%	-0.18%	0.22%
Nasdaq 100	16,820.90	0.17%	-0.15%	-0.03%
Nikkei 225	35,049.86	1.77%	0.00%	4.74%
Shanghai 30	2,886.65	0.31%	-0.62%	-2.97%

Fixed Income	Last	Daily Var.	Bip Var.	Yearly Var.
Bond EEUU 10Y	3.98	-1.50%	-6.07	2.97%
Bond Japan 10Y	0.59	1.71%	1.00	-4.96%
Bond China 10Y	2.50	-1.69%	-4.30	-3.06%
H.Yield ICE BofA	7.58	0.41%	-	2.99%



Currency	Last	Daily Var.	Yearly Var.
€/€	1.10	-0.01%	-0.59%
¥/\$	145.08	-0.44%	2.90%
£/€	0.86	0.01%	-0.62%
B/\$	46,352.83	-0.47%	10.34%

Region/ Event	Relevance	Period	Previous	Forecast	Actual	Impact
CPI (f.) (Y.Y)	☆☆☆	Dec 2023	3.10%	3.10%	-	-
Core CPI (Y.Y)	☆☆☆☆	Dec 2023	4.50%	-	-	-
CPI (f.) (Y.Y)	☆☆☆☆	Dec 2023	4.10%	4.08%	-	-
PPI (Y.Y)	☆☆☆☆	Dec 2023	-3%	-2.63%	-	-
CPI (Y.Y)	☆☆☆☆	Dec 2023	-0.50%	-0.36%	-	-
Exports (Y.Y)	☆☆☆☆	Dec 2023	0.50%	1.42%	-	-
Imports (Y.Y)	☆☆☆☆	Dec 2023	-0.60%	0.10%	-	-