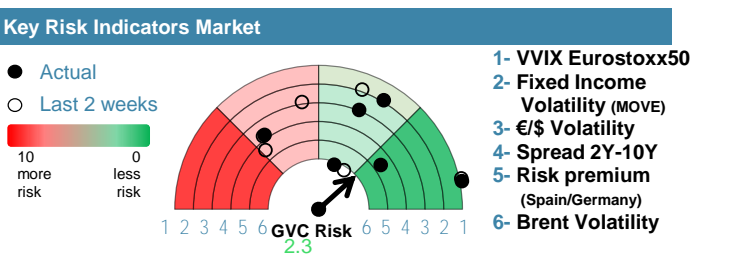
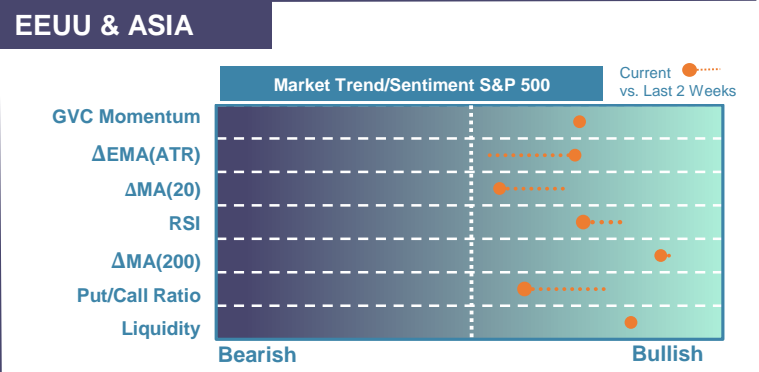


Market Index	Last	Daily Var. 22:00 PM	Future 8:05 AM	Yearly Var.
DJ Eurostoxx 50	16,704.56	0.95%	0.44%	-0.28%
DAX 40	7,465.14	1.05%	0.49%	-1.03%
CAC 40	7,624.93	0.64%	0.00%	-1.40%
FTSE 100	10,094.80	0.90%	0.15%	-0.07%
IBEX 35	37,592.98	-0.31%	0.15%	-0.26%

Fixed Income	Last	Daily Var.	Bip Var.	Yearly Var.
Bond Spain 10Y	3.09	-2.43%	-7.70	2.87%
Bond Germany 10Y	2.14	-2.86%	-6.30	5.67%
Bond U.K. 10Y	3.80	-1.20%	-4.60	7.26%
H.Yield ICE BofA	6.39	0.35%	-	0.14%

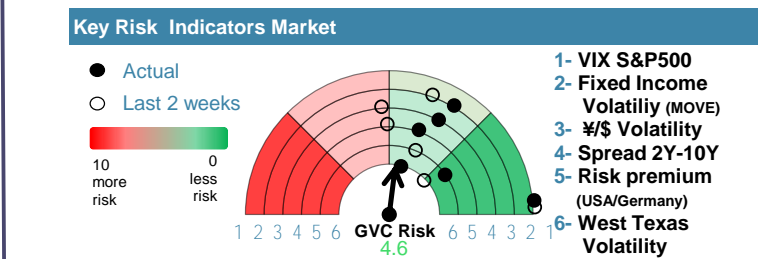


Commodities	Last	Daily Var.	Yearly Var.
Brent Oil	78.29	1.14%	1.62%
Gold	2,052.70	1.34%	-0.62%
CRB Index	302.66	0.12%	0.42%
Copper (USD/LBS)	3.74	-0.95%	-3.86%



Market Index	Last	Daily Var. 22:00 PM	Future 8:05 AM	Yearly Var.
DJ Industrial	37,592.98	-0.31%	0.06%	-0.26%
S&P 500	4,783.83	0.08%	0.08%	0.29%
Nasdaq 100	16,832.92	0.07%	0.23%	0.04%
Nikkei 225	35,577.11	1.50%	1.10%	6.31%
Shanghai 30	2,881.98	-0.16%	-0.82%	-3.12%

Fixed Income	Last	Daily Var.	Bip Var.	Yearly Var.
Bond EEUU 10Y	3.95	-0.72%	-2.88	2.23%
Bond Japan 10Y	0.58	-2.36%	-1.40	-7.20%
Bond China 10Y	2.52	0.92%	2.30	-2.17%
H.Yield ICE BofA	7.51	0.87%	-	2.57%



Currency	Last	Daily Var.	Yearly Var.
€/€	1.10	-0.19%	-0.78%
¥/\$	144.90	-0.12%	2.78%
£/€	0.86	-0.21%	-0.84%
B/\$	42,731.10	-7.81%	1.72%

Region/ Event	Relevance	Period	Previous	Forecast	Actual	Impact
Industrial Production (Y.Y)	★★★★	Nov 2023	-6.60%	-6.48%	-	-
Industrial Production (M.M)	★★★★	Nov 2023	-0.70%	-0.30%	-	-
Reserve Assets Total	★★★★	Dec 2023	1.145.500M	-	-	-
Total Trade Balance	★★★★	Nov 2023	10.900M	-	-	-