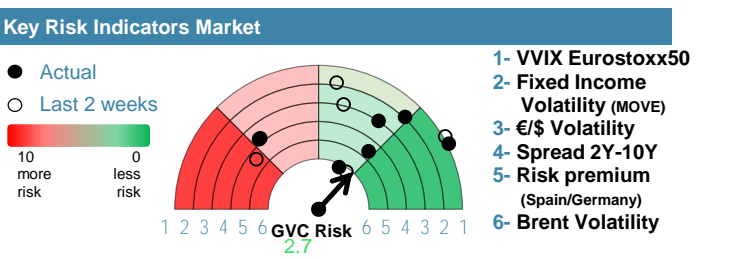


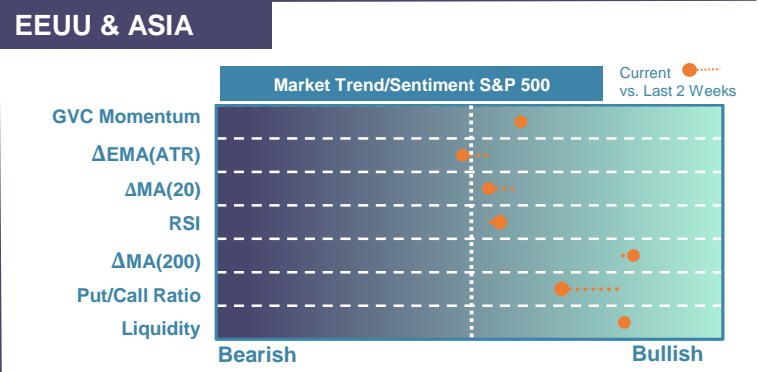
| Market Index | Last | Daily Var. 22:00 PM | Future 8:17 AM | Yearly Var. |
|-----------------|-----------|---------------------|----------------|-------------|
| DJ Eurostoxx 50 | 4,403.08 | -0.98% | 0.25% | -2.62% |
| DAX 40 | 16,431.69 | -0.84% | 0.24% | -1.91% |
| CAC 40 | 7,318.69 | -1.07% | 0.16% | -2.98% |
| FTSE 100 | 7,446.29 | -1.48% | 0.07% | -3.71% |
| IBEX 35 | 9,867.80 | -1.26% | 0.11% | -2.32% |

| Fixed Income | Last | Daily Var. | Bip Var. | Yearly Var. |
|------------------|------|------------|----------|-------------|
| Bond Spain 10Y | 3.24 | 2.53% | 8.00 | 8.07% |
| Bond Germany 10Y | 2.27 | 2.67% | 5.90 | 12.03% |
| Bond U.K. 10Y | 3.99 | 4.84% | 18.40 | 12.63% |
| H.Yield ICE BofA | 6.39 | -1.36% | - | 1.22% |



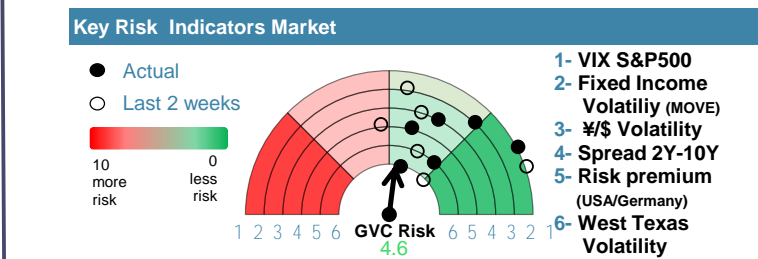
Commodities

| Commodities | Last | Daily Var. | Yearly Var. |
|------------------|----------|------------|-------------|
| Brent Oil | 77.88 | -0.52% | 1.09% |
| Gold | 2,010.20 | -1.26% | -2.67% |
| CRB Index | 301.35 | -0.46% | -0.02% |
| Copper (USD/LBS) | 3.73 | -0.89% | -4.05% |



| Market Index | Last | Daily Var. 22:00 PM | Future 8:17 AM | Yearly Var. |
|---------------|-----------|---------------------|----------------|-------------|
| DJ Industrial | 37,266.67 | -0.25% | -0.01% | -1.12% |
| S&P 500 | 4,739.21 | -0.56% | 0.03% | -0.64% |
| Nasdaq 100 | 16,736.28 | -0.56% | 0.15% | -0.53% |
| Nikkei 225 | 35,477.75 | -0.40% | 0.28% | 6.02% |
| Shanghai 30 | 2,833.62 | -2.09% | 1.02% | -4.75% |

| Fixed Income | Last | Daily Var. | Bip Var. | Yearly Var. |
|------------------|------|------------|----------|-------------|
| Bond EEUU 10Y | 4.10 | 0.89% | 3.62 | 6.05% |
| Bond Japan 10Y | 0.61 | 3.05% | 1.80 | -2.56% |
| Bond China 10Y | 2.51 | -0.75% | -1.90 | -2.60% |
| H.Yield ICE BofA | 7.74 | -1.61% | - | 3.10% |



Currency

| Currency | Last | Daily Var. | Yearly Var. |
|----------|-----------|------------|-------------|
| €/\$ | 1.09 | 0.06% | -1.40% |
| ¥/\$ | 148.11 | 0.59% | 5.05% |
| £/€ | 0.86 | -0.29% | -1.09% |
| B/\$ | 42,686.95 | -1.05% | 1.61% |

| Region/ Event | Relevance | Period | Previous | Forecast | Actual | Impact |
|--------------------------|-----------|----------|----------|----------|--------|--------|
| Initial Jobless | ★★★★ | W 13 Jan | 202 | 205.9 | - | - |
| Housing Starts Number | ★★★★ | Dec 2023 | 1.56M | 1.43M | - | - |
| Building Permits: Number | ★★★ | Dec 2023 | 1.45M | 1.48M | - | - |
| Philly Fed Business Indx | ★★★★ | Jan 2024 | -10.5 | -7.34 | - | - |