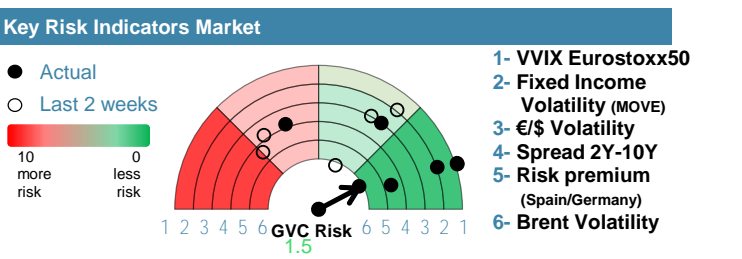


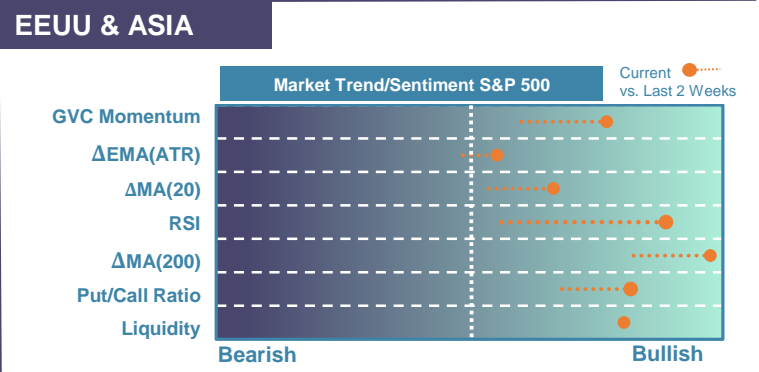
| Market Index    | Last      | Daily Var. 22:00 PM | Future 8:49 AM | Yearly Var. |
|-----------------|-----------|---------------------|----------------|-------------|
| DJ Eurostoxx 50 | 4,662.70  | 0.50%               | 0.09%          | 3.12%       |
| DAX 40          | 16,972.34 | 0.18%               | 0.02%          | 1.32%       |
| CAC 40          | 7,677.47  | 0.48%               | 0.25%          | 1.78%       |
| FTSE 100        | 7,666.31  | 0.44%               | 0.14%          | -0.87%      |
| IBEX 35         | 10,039.30 | 1.51%               | 0.24%          | -0.62%      |

| Fixed Income     | Last | Daily Var. | Bip Var. | Yearly Var. |
|------------------|------|------------|----------|-------------|
| Bond Spain 10Y   | 3.18 | 1.47%      | 4.60     | 6.03%       |
| Bond Germany 10Y | 2.27 | 1.56%      | 3.50     | 12.03%      |
| Bond U.K. 10Y    | 3.90 | 0.67%      | 2.60     | 10.26%      |
| H.Yield ICE BofA | 6.39 | -0.11%     | -        | -1.16%      |



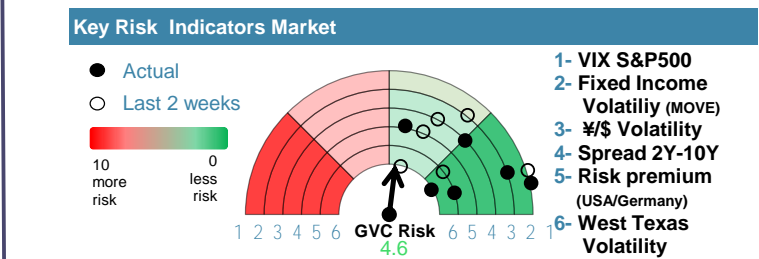
| Commodities      | Last     | Daily Var. | Yearly Var. |
|------------------|----------|------------|-------------|
| Brent Oil        | 82.87    | 0.57%      | 7.57%       |
| Gold             | 2,033.38 | 0.39%      | -1.55%      |
| CRB Index        | 314.49   | 1.17%      | 4.34%       |
| Copper (USD/LBS) | 3.92     | 1.10%      | 0.80%       |



| Market Index  | Last      | Daily Var. 22:00 PM | Future 8:49 AM | Yearly Var. |
|---------------|-----------|---------------------|----------------|-------------|
| DJ Industrial | 38,467.31 | 0.35%               | 0.03%          | 2.06%       |
| S&P 500       | 4,924.97  | -0.06%              | -0.37%         | 3.25%       |
| Nasdaq 100    | 17,476.71 | -0.68%              | -0.76%         | 3.87%       |
| Nikkei 225    | 36,065.86 | 0.11%               | 0.00%          | 7.77%       |
| Shanghai 30   | 2,830.53  | -1.83%              | -1.81%         | -4.85%      |

| Fixed Income     | Last | Daily Var. | Bip Var. | Yearly Var. |
|------------------|------|------------|----------|-------------|
| Bond EEUU 10Y    | 4.05 | -0.57%     | -2.30    | 4.73%       |
| Bond Japan 10Y   | 0.70 | -1.40%     | -1.00    | 12.32%      |
| Bond China 10Y   | 2.47 | -1.16%     | -2.90    | -4.27%      |
| H.Yield ICE BofA | 7.51 | -0.17%     | -        | 1.52%       |



| Currency | Last      | Daily Var. | Yearly Var. |
|----------|-----------|------------|-------------|
| €/€      | 1.08      | 0.07%      | -1.77%      |
| ¥/\$     | 147.37    | -0.07%     | 4.53%       |
| £/€      | 0.86      | 0.45%      | -1.28%      |
| B/\$     | 42,805.05 | -1.06%     | 1.89%       |

| Region/ Event         | Relevance | Period   | Previous | Forecast | Actual | Impact |
|-----------------------|-----------|----------|----------|----------|--------|--------|
| Unemployment Rate     | ★★★★★     | Jan 2024 | 5.90%    | 5.91%    | -      | -      |
| Retail Sales (M.M)    | ★★★★★     | Dec 2023 | -2.50%   | 0.60%    | -1.60% | Low    |
| HICP (Pre.) (Y.Y)     | ★★★★★     | Jan 2024 | 3.80%    | 3.16%    | -      | -      |
| CPI (Pre.) (Y.Y)      | ★★★★★     | Jan 2024 | 3.70%    | 3.08%    | -      | -      |
| CPI (Pre.) (Y.Y)      | ★★★★★     | Jan 2024 | 4.10%    | 3.34%    | -      | -      |
| Retail Sales (Y.Y)    | ★★★★★     | Dec 2023 | -2.40%   | -        | -1.70% | Low    |
| FED Funds Target Rate | ★★★★★     | 31 Jan   | 5.38%    | 5.38%    | -      | -      |
| Import Prices (Y.Y)   | ★★★★★     | Dec 2023 | -9%      | -8.28%   | -8.50% | Low    |
| Producer Prices (Y.Y) | ★★★★★     | Dec 2023 | 0.30%    | -        | -      | -      |