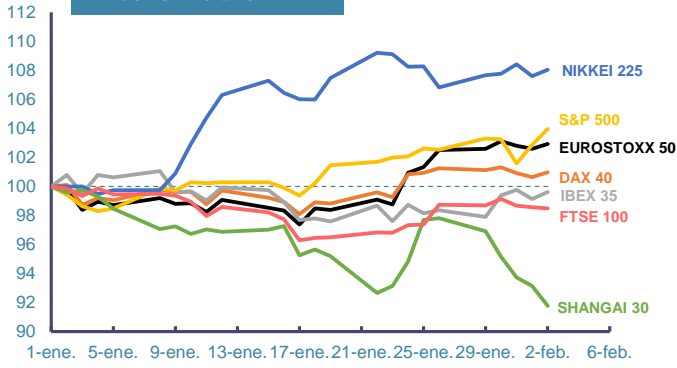
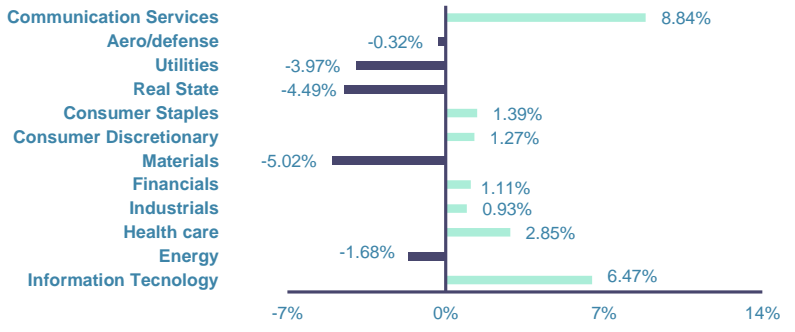


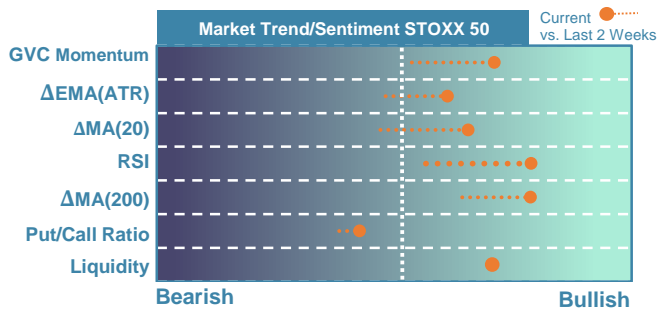
Index's Evolution YTD



MSCI World Sector Evolution YTD

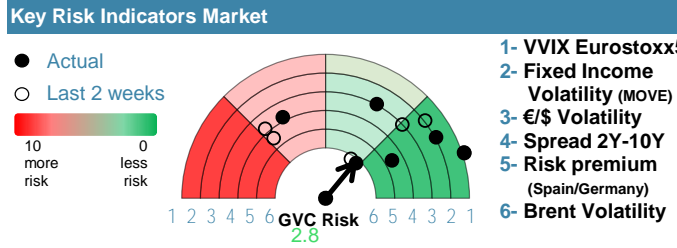


EUROPE



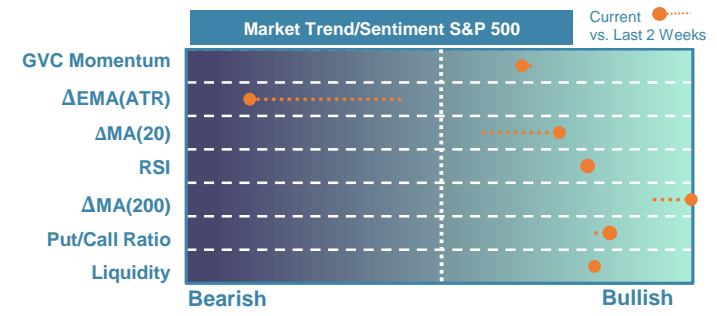
Market Index	Last	Daily Var. 22:00 PM	Future 8:31 AM	Yearly Var.
DJ Eurostoxx 50	4,654.55	0.34%	0.06%	2.94%
DAX 40	16,918.21	0.35%	0.02%	0.99%
CAC 40	7,592.26	0.05%	-0.07%	0.65%
FTSE 100	7,615.54	-0.09%	0.20%	-1.52%
IBEX 35	10,062.50	0.48%	-0.15%	-0.39%

Fixed Income	Last	Daily Var.	Bip Var.	Yearly Var.
Bond Spain 10Y	3.16	2.53%	7.80	5.30%
Bond Germany 10Y	2.23	4.16%	8.90	9.86%
Bond U.K. 10Y	3.92	4.59%	17.20	10.79%
H.Yield ICE BofA	6.39	0.19%	-	0.08%



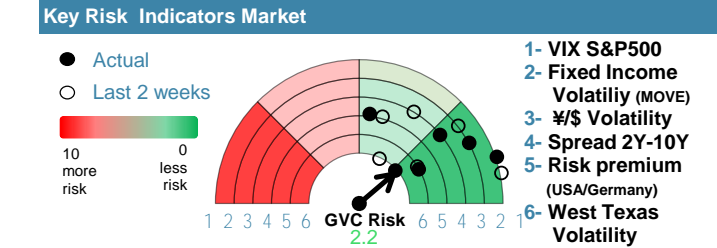
Commodities	Last	Daily Var.	Yearly Var.
Brent Oil	77.33	-1.74%	0.38%
Gold	2,035.40	-1.19%	-1.45%
CRB Index	307.45	-0.72%	2.00%
Copper (USD/LBS)	3.84	-0.79%	-1.40%

EEUU & ASIA



Market Index	Last	Daily Var. 22:00 PM	Future 8:31 AM	Yearly Var.
DJ Industrial	38,654.42	0.35%	-0.18%	2.56%
S&P 500	4,958.61	1.07%	-0.19%	3.96%
Nasdaq 100	17,642.73	1.72%	-0.22%	4.85%
Nikkei 225	36,158.02	0.41%	0.00%	8.05%
Shanghai 30	2,730.15	-1.47%	0.04%	-8.23%

Fixed Income	Last	Daily Var.	Bip Var.	Yearly Var.
Bond EEUU 10Y	4.03	4.40%	16.98	4.18%
Bond Japan 10Y	0.65	-5.10%	-3.50	4.16%
Bond China 10Y	2.44	-0.33%	-0.80	-5.58%
H.Yield ICE BofA	7.59	-1.38%	-	1.33%



Currency	Last	Daily Var.	Yearly Var.
€/€	1.08	-0.80%	-2.27%
¥/\$	148.31	1.26%	5.20%
£/€	0.85	-0.04%	-1.51%
B/\$	43,140.44	0.22%	2.69%

Region/ Event	Relevance	Period	Previous	Forecast	Actual	Impact
Services PMI	★ ★	Jan 2024	51.5	-	-	-
S&P Global Svcs (f.) PMI	★ ★ ★ ★	Jan 2024	48.4	48.4	-	-
S&P Global Svcs PMI	★ ★ ★	Jan 2024	53.8	-	-	-
Employment Trend	★ ★ ★ ★	Jan 2024	113.15	-	-	-
S&P Global Comp (f.) PMI	★ ★ ★ ★	Jan 2024	47.1	47.1	-	-
S&P Global Svcs PMI	★ ★ ★	Jan 2024	49.8	-	-	-
S&P Global Comp (f.) PMI	★ ★ ★ ★	Jan 2024	44.2	-	-	-
S&P Global Comp (f.) PMI	★ ★ ★ ★	Jan 2024	47.9	47.9	-	-
Sentix Index	★ ★ ★	Feb 2024	-15.8	-14.87	-	-