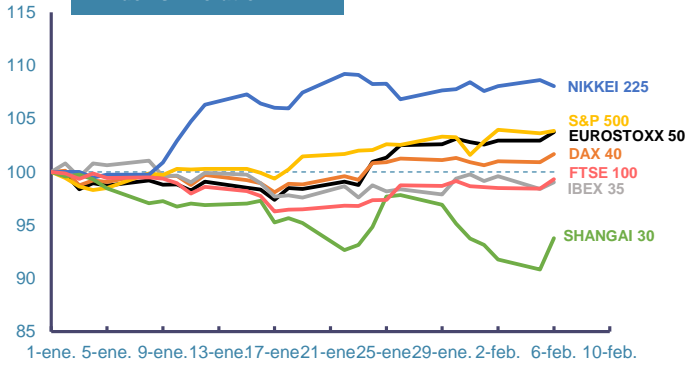
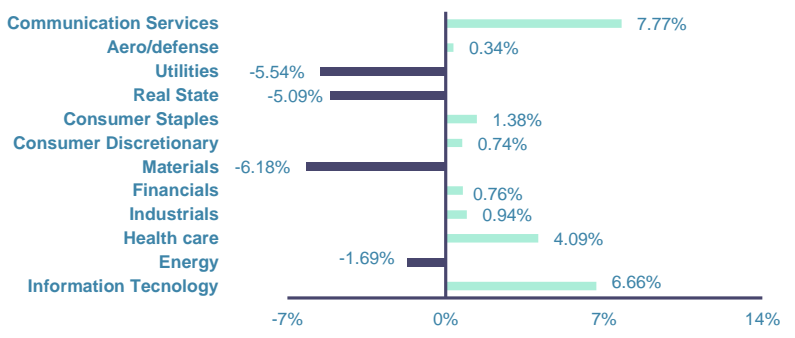


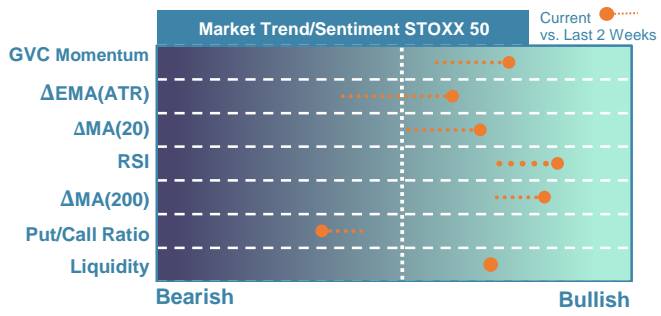
Index's Evolution YTD



MSCI World Sector Evolution YTD

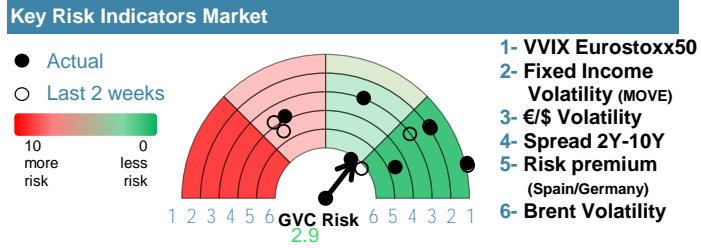


EUROPE



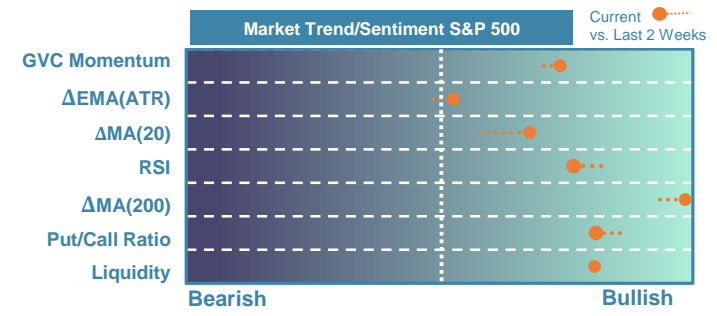
Market Index	Last	Daily Var. 22:00 PM	Future 8:30 AM	Yearly Var.
DJ Eurostoxx 50	4,690.87	0.77%	0.15%	3.74%
DAX 40	17,033.24	0.76%	-0.02%	1.68%
CAC 40	7,638.97	0.65%	0.15%	1.27%
FTSE 100	7,681.01	0.90%	0.07%	-0.68%
IBEX 35	10,003.00	0.62%	-0.10%	-0.98%

Fixed Income	Last	Daily Var.	Bip Var.	Yearly Var.
Bond Spain 10Y	3.22	-0.71%	-2.30	7.23%
Bond Germany 10Y	2.30	-1.12%	-2.60	13.26%
Bond U.K. 10Y	3.95	-1.40%	-5.60	11.67%
H.Yield ICE BofA	6.39	-0.23%	-	0.81%



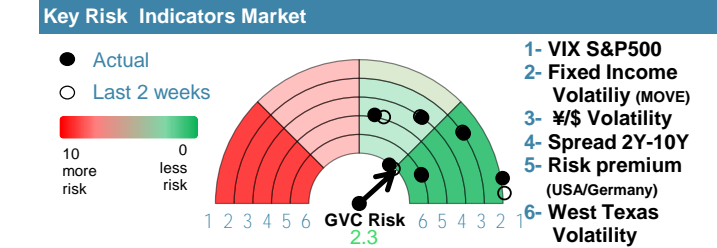
Commodities	Last	Daily Var.	Yearly Var.
Brent Oil	78.59	0.77%	2.01%
Gold	2,036.72	0.85%	-1.39%
CRB Index	309.14	0.34%	2.57%
Copper (USD/LBS)	3.80	0.22%	-2.42%

EEUU & ASIA



Market Index	Last	Daily Var. 22:00 PM	Future 8:30 AM	Yearly Var.
DJ Industrial	38,521.36	0.37%	0.06%	2.21%
S&P 500	4,954.23	0.23%	-0.01%	3.87%
Nasdaq 100	17,572.73	-0.23%	-0.08%	4.44%
Nikkei 225	36,160.66	-0.53%	0.00%	8.06%
Shanghai 30	2,789.49	3.23%	-0.71%	-6.23%

Fixed Income	Last	Daily Var.	Bip Var.	Yearly Var.
Bond EEUU 10Y	4.09	-1.67%	-6.94	5.86%
Bond Japan 10Y	0.73	1.68%	1.20	16.16%
Bond China 10Y	2.46	2.46%	5.90	-4.54%
H.Yield ICE BofA	7.67	0.74%	-	4.57%



Currency	Last	Daily Var.	Yearly Var.
€/\$	1.08	0.11%	-2.56%
¥/\$	147.82	-0.56%	4.85%
£/€	0.85	-0.27%	-1.42%
B/\$	43,120.65	1.11%	2.64%

Region/ Event	Relevance	Period	Previous	Forecast	Actual	Impact
Retail Sales (Y.Y)	★★★	Dec 2023	1.50%	-	-	-
Trade Balance	★★	Dec 2023	-5.94M	-	-	-
Reserve Assets Total	★★★★	Jan 2024	223.167M	-	-	-
House Prices (M.M)	★★★★	Jan 2024	1.10%	-	1.30%	Low
International Trade \$	★★★★	Dec 2023	-63.200M	-61.980M	-	-
Consumer Credit	★★★	Dec 2023	23.75	13.32	-	-
Industrial Output (Y.Y)	★★★	Dec 2023	0.80%	-0.15%	-	-
Industrial Production (Y.Y)	★★★★	Dec 2023	-4.87%	-	-3.13%	Low