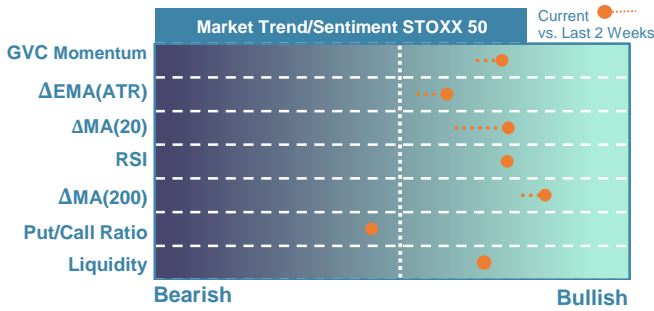
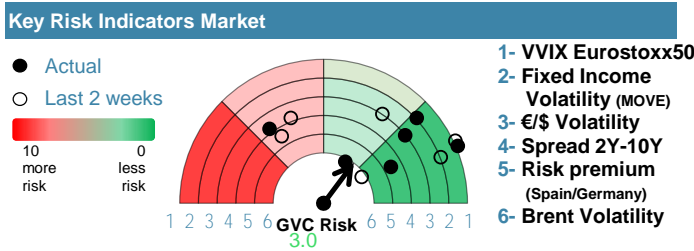


EUROPE



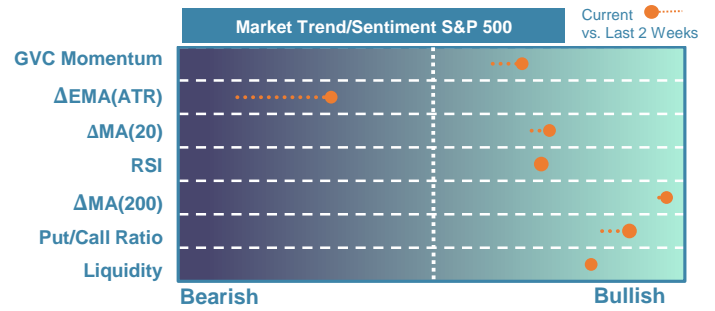
Market Index	Last	Daily Var. 22:00 PM	Future 8:29 AM	Yearly Var.
DJ Eurostoxx 50	4,709.22	0.43%	0.51%	4.15%
DAX 40	16,945.48	0.38%	0.35%	1.16%
CAC 40	7,677.35	0.68%	0.62%	1.78%
FTSE 100	7,568.40	0.75%	0.56%	-2.13%
IBEX 35	9,916.60	-0.09%	0.33%	-1.84%

Fixed Income	Last	Daily Var.	Bip Var.	Yearly Var.
Bond Spain 10Y	3.28	-1.92%	-6.40	9.20%
Bond Germany 10Y	2.35	-1.80%	-4.30	15.77%
Bond U.K. 10Y	4.05	-2.55%	-10.60	14.35%
H.Yield ICE BofA	6.39	0.52%	-	0.64%



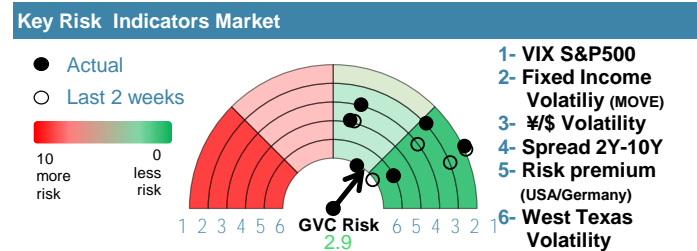
Commodities	Last	Daily Var.	Yearly Var.
Brent Oil	81.60	-1.41%	5.92%
Gold	1,989.30	-0.28%	-3.69%
CRB Index	310.80	-1.03%	3.12%
Copper (USD/LBS)	3.71	-0.28%	-4.70%

EEUU & ASIA



Market Index	Last	Daily Var. 22:00 PM	Future 8:29 AM	Yearly Var.
DJ Industrial	38,424.27	0.40%	0.14%	1.95%
S&P 500	5,000.62	0.96%	0.14%	4.84%
Nasdaq 100	17,807.63	1.18%	0.16%	5.83%
Nikkei 225	37,703.32	-0.69%	0.00%	12.67%
Shanghai 30	2,865.90	0.00%	0.41%	-3.67%

Fixed Income	Last	Daily Var.	Bip Var.	Yearly Var.
Bond EEUU 10Y	4.27	-1.23%	-5.31	10.33%
Bond Japan 10Y	0.76	4.14%	3.00	20.80%
Bond China 10Y	2.45	0.00%	0.00	-5.20%
H.Yield ICE BofA	7.72	0.79%	-	5.29%



Currency	Last	Daily Var.	Yearly Var.
€/\$	1.07	0.16%	-2.81%
¥/\$	150.54	-0.13%	6.78%
£/€	0.85	0.44%	-1.42%
B/\$	51,875.71	4.52%	23.48%

Region/ Event	Relevance	Period	Previous	Forecast	Actual	Impact
GDP (Pre.) (Q.Q)	★★★★	Q4 2023	-0.10%	-0.06%	-0.3%	High
Capacity Utilization	★★★★	Jan 2024	78.60%	78.78%	-	-
CPI (f.) (Y.Y)	★★★★	Jan 2024	3.40%	3.40%	-	-
Core CPI (Y.Y)	★★★★	Jan 2024	3.80%	-	-	-
Total Trade Balance	★★★★	Dec 2023	14.8	-	-	-
Initial Jobless	★★★★	W 10 Feb	218.000	219.000	-	-
HICP (f.) (Y.Y)	★★★★	Jan 2024	3.50%	3.50%	-	-
Retail Sales (M.M)	★★★★	Jan 2024	0.60%	-0.17%	-	-
Philly Fed Business Indx	★★★★	Feb 2024	-10.6	-8.05	-	-