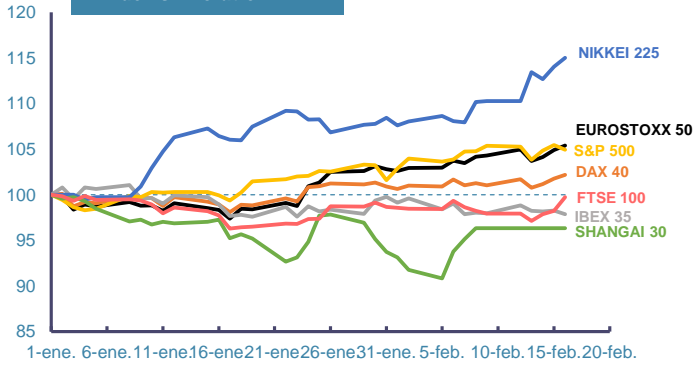
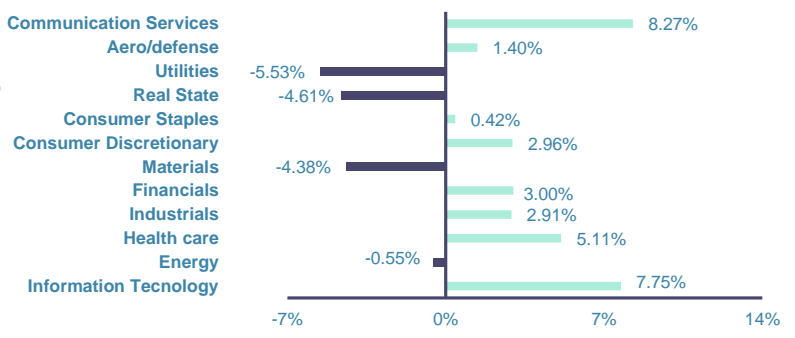


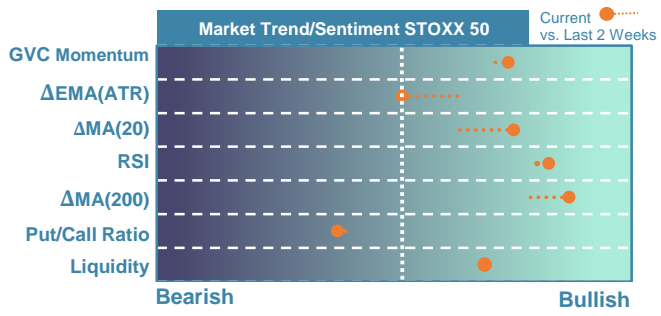
Index's Evolution YTD



MSCI World Sector Evolution YTD

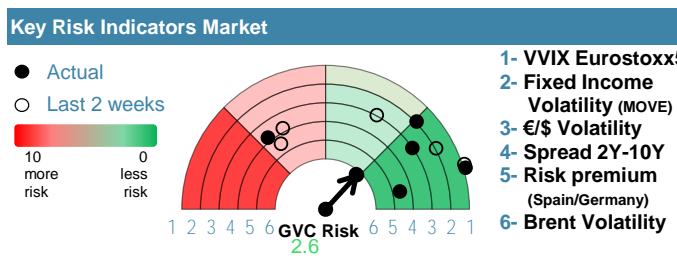


EUROPE



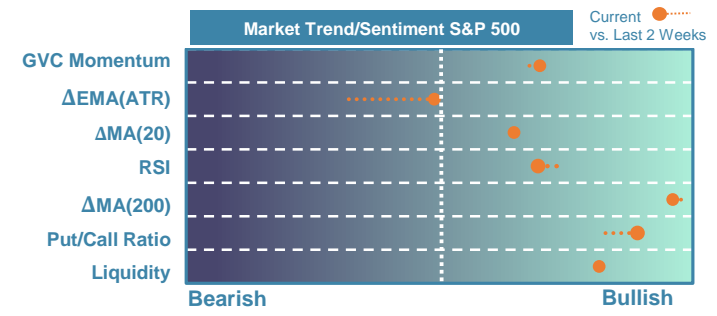
Market Index	Last	Daily Var. 22:00 PM	Future 8:36 AM	Yearly Var.
DJ Eurostoxx 50	4,765.65	0.47%	-0.33%	5.40%
DAX 40	17,117.44	0.42%	-0.28%	2.18%
CAC 40	7,768.18	0.32%	-0.24%	2.98%
FTSE 100	7,711.71	1.50%	-0.20%	-0.28%
IBEX 35	9,886.40	-0.41%	0.00%	-2.14%

Fixed Income	Last	Daily Var.	Bip Var.	Yearly Var.
Bond Spain 10Y	3.30	0.98%	3.20	9.93%
Bond Germany 10Y	2.40	2.04%	4.80	18.29%
Bond U.K. 10Y	4.11	1.36%	5.50	16.16%
H.Yield ICE BofA	6.39	0.06%	-	-0.45%



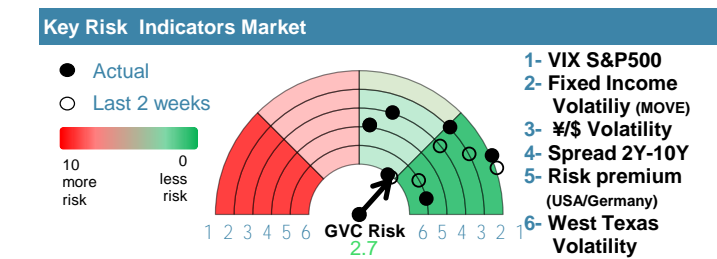
Commodities	Last	Daily Var.	Yearly Var.
Brent Oil	83.47	0.74%	8.35%
Gold	2,010.10	0.48%	-2.68%
CRB Index	313.66	0.50%	4.07%
Copper (USD/LBS)	3.84	2.13%	-1.21%

EEUU & ASIA



Market Index	Last	Daily Var. 22:00 PM	Future 8:36 AM	Yearly Var.
DJ Industrial	38,627.99	-0.37%	0.04%	2.49%
S&P 500	5,005.57	-0.48%	0.05%	4.94%
Nasdaq 100	17,685.98	-0.90%	0.09%	5.11%
Nikkei 225	38,487.24	0.86%	0.00%	15.01%
Shanghai 30	2,865.90	0.00%	-1.06%	-3.67%

Fixed Income	Last	Daily Var.	Bip Var.	Yearly Var.
Bond EEUU 10Y	4.29	1.39%	5.90	11.04%
Bond Japan 10Y	0.73	-0.14%	-0.10	17.12%
Bond China 10Y	2.45	0.00%	0.00	-5.20%
H.Yield ICE BofA	7.71	-0.70%	-	3.67%



Currency	Last	Daily Var.	Yearly Var.
€/€	1.08	0.03%	-2.36%
¥/\$	150.25	0.20%	6.57%
£/€	0.86	0.09%	-1.23%
B/\$	52,229.29	0.47%	24.33%

Region/ Event	Relevance	Period	Previous	Forecast	Actual	Impact
---------------	-----------	--------	----------	----------	--------	--------