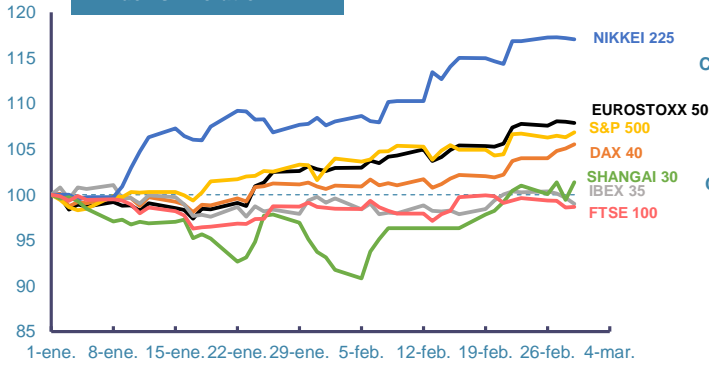
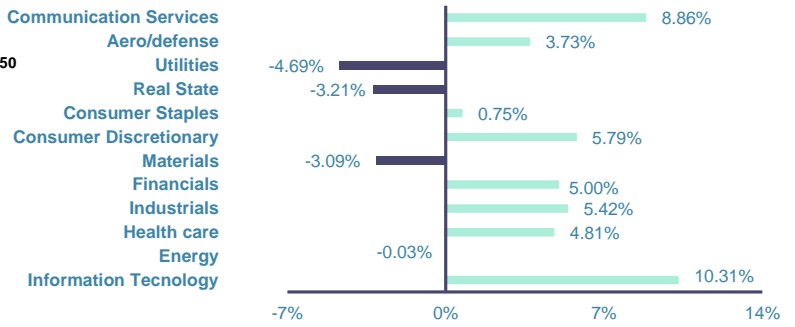


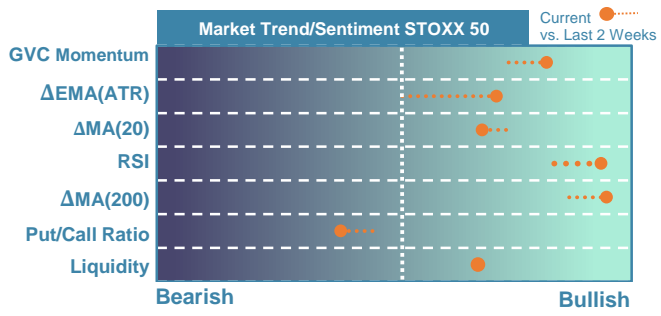
Index's Evolution YTD



MSCI World Sector Evolution YTD

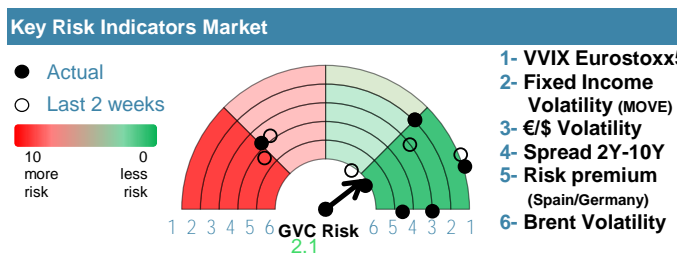


EUROPE



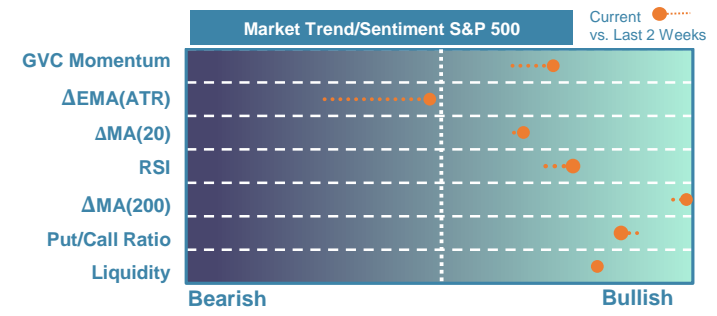
Market Index	Last	Daily Var. 22:00 PM	Future 8:24 AM	Yearly Var.
DJ Eurostoxx 50	4,877.77	-0.12%	0.43%	7.88%
DAX 40	17,678.19	0.44%	0.40%	5.53%
CAC 40	7,927.43	-0.34%	0.50%	5.09%
FTSE 100	7,630.02	0.07%	0.60%	-1.33%
IBEX 35	10,001.30	-0.67%	0.40%	-1.00%

Fixed Income	Last	Daily Var.	Bip Var.	Yearly Var.
Bond Spain 10Y	3.28	-1.86%	-6.20	9.33%
Bond Germany 10Y	2.40	-2.32%	-5.70	18.48%
Bond U.K. 10Y	4.12	-1.51%	-6.30	16.50%
H.Yield ICE BofA	6.39	0.13%	-	-0.72%



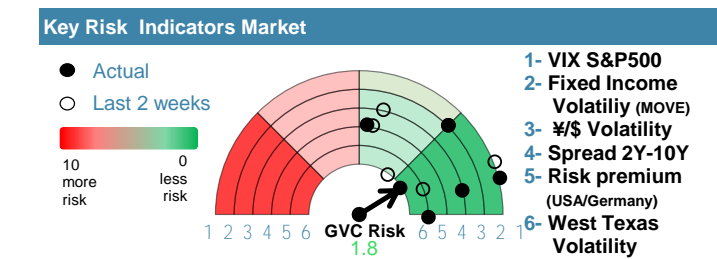
Commodities	Last	Daily Var.	Yearly Var.
Brent Oil	83.62	-0.07%	8.54%
Gold	2,045.45	0.64%	-0.97%
CRB Index	317.12	-0.06%	5.21%
Copper (USD/LBS)	3.85	0.17%	-1.12%

EEUU & ASIA



Market Index	Last	Daily Var. 22:00 PM	Future 8:24 AM	Yearly Var.
DJ Industrial	38,996.39	0.12%	0.11%	3.47%
S&P 500	5,096.27	0.52%	0.21%	6.84%
Nasdaq 100	18,043.85	0.95%	0.35%	7.24%
Nikkei 225	39,166.19	-0.11%	1.88%	17.04%
Shanghai 30	3,015.17	1.94%	1.14%	1.35%

Fixed Income	Last	Daily Var.	Bip Var.	Yearly Var.
Bond EEUU 10Y	4.24	-0.51%	-2.16	9.78%
Bond Japan 10Y	0.71	2.31%	1.60	13.44%
Bond China 10Y	2.36	-0.76%	-1.80	-8.38%
H.Yield ICE BofA	7.68	0.07%	-	3.97%



Currency	Last	Daily Var.	Yearly Var.
€/€	1.08	-0.30%	-2.10%
¥/\$	150.08	-0.37%	6.45%
£/€	0.86	-0.09%	-1.28%
B/\$	61,403.61	-1.80%	46.16%

Region/ Event	Relevance	Period	Previous	Forecast	Actual	Impact
Manufacture PMI (Germany)	★★★★	Feb 2024	42.3	42.3	-	-
Manufacture PMI (France)	★★★★	Feb 2024	48.5	49.33	-	-
Manufacture PMI (UK)	★★★★	Feb 2024	46.8	46.8	-	-
Manufacture PMI (EU)	★★★★	Feb 2024	46.1	46.11	-	-
Unemployment Rate (EU)	★★★★	Jan 2024	6.40%	6.42%	-	-
Manufacture PMI (UK)	★★★★	Feb 2024	47.1	47.12	-	-
Michigan Sentiment (f.) (USA)	★★★★	Feb 2024	79.6	79.61	-	-
HICP (Y.Y) (EU)	★★★★	Feb 2024	2.80%	2.54%	-	-
CPI (Pre.) (Y.Y) (Italy)	★★★★	Feb 2024	0.90%	1.01%	-	-